



Black Country Claimant Count May 2021: Released June 2021

In Summary:

- The Black Country had 63,830 claimants in May 2021, a decrease of 2,000 claimants (-3.0%) from April 2021; the UK decreased by 4.8% over this period. Compared to the same month in 2020, Black Country claimants decreased by 1,100 (-1.7%). The Black Country now has 25,555 more claimants since March 2020. This is an increase of 66.8%, while the UK increased by 97.3%.
- Overall, for the Black Country the number of claimants as a percentage of residents aged 16 years and over was 6.8% compared to 4.6% for UK in May 2021.
- In May 2021, there were 12,920 youth claimants in the Black Country, a decrease of 3.8% (-510) from April 2021, while for the UK there was a decrease of 6.0%. When compared to May 2020, the proportion of youth claimants decreased by 1.6% (-210) in the Black Country, while UK-wide decreased by 6.8%. The Black Country has 5,170 more youth claimants compared to March 2020. This is an increase of 66.7%, while the UK increased by 94.4%.
- Overall, for the Black Country the number of claimants as percentage of residents aged 16 – 24 years old is 10.6% compared to 6.6% for the UK in May 2021.

In Full:

Claimant count for people aged 16 years and over¹

- The Black Country had 63,830 claimants in May 2021, a decrease of 2,000 claimants (-3.0%) from April 2021; the UK decreased by 4.8% over this period. Compared to the same month in 2020, Black Country claimants decreased by 1,100 (-1.7%). The Black Country now has 25,555 more claimants since March 2020. This is an increase of 66.8%, while the UK increased by 97.3%.
- Dudley had 13,490 claimants aged 16 years and over in May 2021, a decrease of 520 (-3.7%) claimants from the previous month. Compared to the same month in 2020, claimants in Dudley decreased by 1,145 (+7.8%). When compared to March 2020, the number of claimants has increased by 4,975 (+58.4%).
- Sandwell had 19,070 claimants aged 16 years and over in May 2021, a decrease of 560 (-2.9%) claimants from the previous month. Compared to the same month in 2020, claimants in Sandwell increased by 625 (+3.4%). When compared to March 2020, the number of claimants has increased by 8,290 (+76.9%).
- Walsall had 14,510 claimants aged 16 years and over in May 2021, a decrease of 525 (-3.5%) claimants from the previous month. Compared to the same month in 2020, claimants in Walsall decreased by 560 (-3.7%). When compared to March 2020, the number of claimants has increased by 5,905 (+68.6%).
- Wolverhampton had 16,755 claimants aged 16 years and over in May 2021, a decrease of 400 (-2.3%) claimants from the previous month. Compared to the same month in 2020, claimants in Wolverhampton decreased by 25 (+0.1%). When compared to March 2020, the number of claimants has increased by 6,375 (+61.4%).

¹ Source: ONS based off Department of Work and Pensions, Claimant Count, June 2021



The following table shows across the Black Country and for the UK for selected months the number of claimants and change for selected months:

	March 2020	May 2020	April 2021	May 2021	% Change (May 21 - Mar 20)	% Change (May 21 - May 20)	% Change (May 21 - Apr 21)
Dudley	8,515	14,635	14,010	13,490	58.4%	-7.8%	-3.7%
Sandwell	10,780	18,445	19,630	19,070	76.9%	3.4%	-2.9%
Walsall	8,605	15,070	15,035	14,510	68.6%	-3.7%	-3.5%
Wolverhampton	10,380	16,780	17,155	16,755	61.4%	-0.1%	-2.3%
Black Country	38,275	64,930	65,830	63,830	66.8%	-1.7%	-3.0%
United Kingdom	1,268,620	2,661,340	2,629,480	2,503,160	97.3%	-5.9%	-4.8%

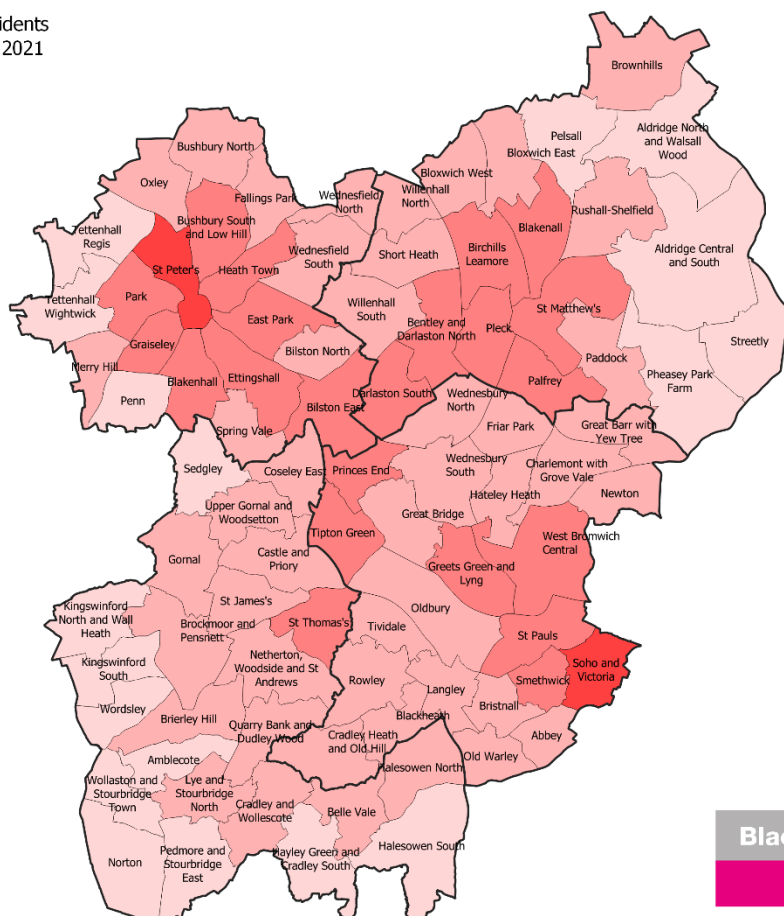
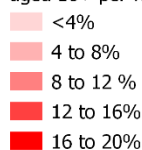
- Overall, for the Black Country the number of claimants as a percentage of residents aged 16 years and over was 6.8% compared to 4.6% for UK in May 2021. The number of claimants as a percentage of residents aged 16 years and over varies across the four local authorities with Wolverhampton at 8.1%, Sandwell at 7.5%, Walsall at 6.5% and Dudley at 5.2%.

Ward Analysis

- Out of the 88 wards within the Black Country, 69 were above the UK overall proportion of 4.6% for the number of claimants as a percentage of residents aged 16 years and over in May 2021.

The following map shows at a ward level in the Black Country, claimants as a percentage of residents aged 16 years and over in May 2021:

Claimants as a % of all residents aged 16+ per ward in May 2021



- The wards with the highest number of claimants as a percentage of residents aged 16 years and over in May 2021 were St Peter's (Wolverhampton) at 13.3%, followed by Soho and Victoria (Sandwell) at 13.1% and Bushbury South and Low Hill (Wolverhampton) at 16.3%.

Youth Claimants (Aged 16-24):

- In May 2021, there were 12,920 youth claimants in the Black Country, a decrease of 3.8% (-510) from April 2021, while for the UK there was a decrease of 6.0%. When compared to May 2020, the proportion of youth claimants decreased by 1.6% (-210) in the Black Country, while UK-wide decreased by 6.8%. The Black Country has 5,170 more youth claimants compared to March 2020. This is an increase of 66.7%, while the UK increased by 94.4%.
- Dudley had 2,825 youth claimants in May 2021, a decrease of 155 youth claimants (-5.2%) since April 2021. When compared to May 2020, the number of youth claimants decreased by 180 (-6.0%). When compared to March 2020, the number of youth claimants has increased by 1,070 (+61.0%).
- Sandwell had 3,820 youth claimants in May 2021, this is a decrease of 150 claimants (-3.8%) from the previous month. When compared to May 2020, the number of youth claimants increased by 110 (+3.0%). When compared to March 2020, the number of youth claimants has increased by 1,690 (+79.3%).
- Walsall had 3,125 youth claimants in May 2021, a decrease of 125 (-3.8%) claimants from the previous month. When compared to May 2020, the number of youth claimants decreased by 135 (-4.1%). When compared to March 2020, the number of youth claimants has increased by 1,185 (+61.1%).
- Wolverhampton had 3,150 youth claimants in May 2021, this is a decrease of 85 (-2.6%) claimants from the previous month. When compared to May 2020, the number of youth claimants was the same as reported in May 2021 (3,150). When compared to March 2020, the number of youth claimants has increased by 1,255 (+63.6%).

The following table shows across the Black Country and for the UK for selected months the number of youth claimants and change for selected months:

	March 2020	May 2020	April 2021	May 2021	% Change (May 21 - Mar 20)	% Change (May 21 - May 20)	% Change (May 21 - Apr 21)
Dudley	1,755	3,005	2,980	2,825	61.0%	-6.0%	-5.2%
Sandwell	2,130	3,710	3,970	3,820	79.3%	3.0%	-3.8%
Walsall	1,940	3,260	3,250	3,125	61.1%	-4.1%	-3.8%
Wolverhampton	1,925	3,150	3,235	3,150	63.6%	0.0%	-2.6%
Black Country	7,750	13,130	13,430	12,920	66.7%	-1.6%	-3.8%
United Kingdom	241,760	504,185	500,170	469,945	94.4%	-6.8%	-6.0%

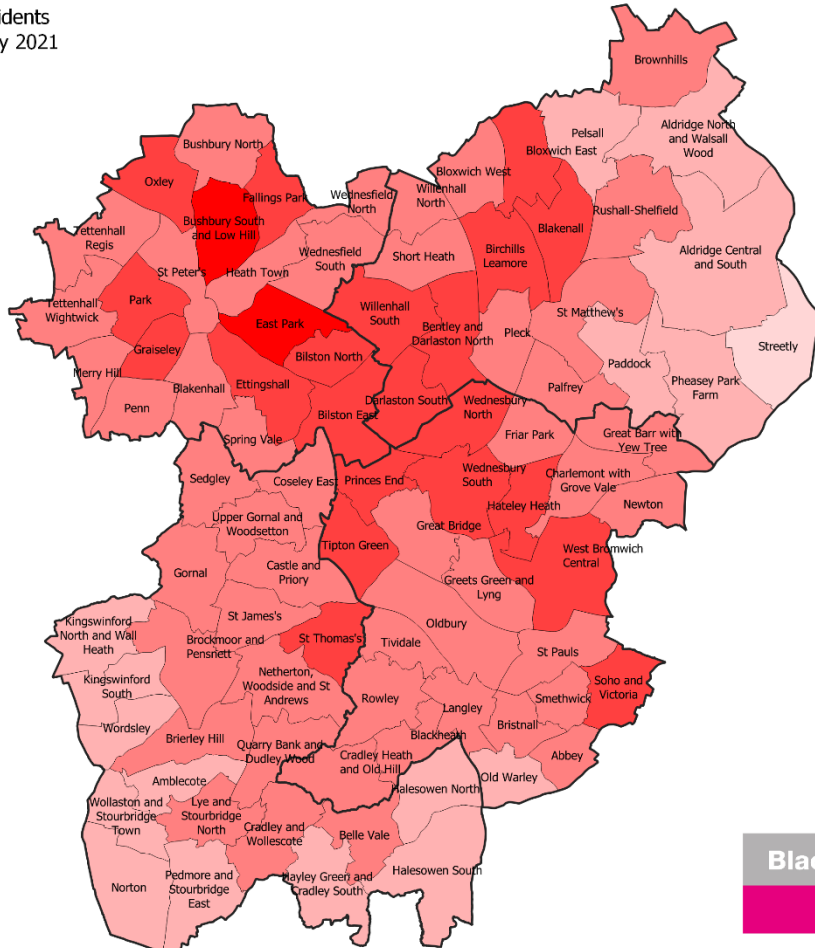
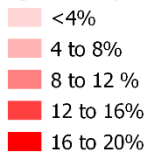
- Overall, for the Black Country the number of claimants as percentage of residents aged 16 – 24 years old is 10.6% compared to 6.6% for the UK in May 2021. The number of youth claimants as a percentage of residents aged 16 to 24 years old varies across the four local authorities with Wolverhampton at 11.6%, Sandwell at 11.1%, Walsall at 10.5% and Dudley at 9.1%.

Ward Analysis

- Out of the 88 wards within the Black Country, 79 were at or above the UK average of 6.6% for the number of claimants as a percentage of residents aged 16 – 24 years old in May 2021.

The following map shows at a ward level in the Black Country, claimants as a percentage of residents aged 16-24 years old in May 2021:

Claimants as a % of all residents aged 16-24 per ward in May 2021



Crown Copyright and database right [2020]. Ordnance Survey [100046698]. You are not permitted to copy, sub-license, distribute or sell any of this data to third parties in any form

- The ward that had the highest number of youth claimants as a percentage of residents aged 16 – 24 years old in April 2021 was East Park (Wolverhampton) at 17.3%. This was followed by Bushbury South and Low Hill (Wolverhampton) at 16.3% and then Blakenall at 15.9%.