

Black Country Claimant Count: August 2021 - Released September 2021

In Summary:

- The Black Country had 57,825 claimants in August 2021, a decrease of 760 claimants (-1.3%) from July 2021; the UK decreased by 2.1% over this period. Compared to the same month in 2020, Black Country claimants decreased by 8,235 (-12.5%); the UK decreased by 18.7% over this period. The Black Country now has 19,550 more claimants since March 2020. This is an increase for the Black Country by 51.1%, while the UK increased by 72.3%.
- Overall, for the Black Country the number of claimants as a percentage of residents aged 16 years and over was 6.1% compared to 4.0% for UK in August 2021.
- In August 2021, there were 11,200 youth claimants in the Black Country, a decrease of 325 (-2.8%) from July 2021, while for the UK there was a decrease of 3.3%. When compared to August 2020, the number of youth claimants decreased by 2,495 (-18.2%) in the Black Country, while UK-wide decreased by 26.6%. The Black Country had 3,450 more youth claimants when compared to March 2020. This is an increase of 44.5%, while the UK increased by 60.7%.
- Overall, for the Black Country the number of claimants as percentage of residents aged 16 – 24 years old is 9.2% compared to 5.5% for the UK in August 2021.

In Full:

Claimant count for people aged 16 years and over¹

- The Black Country had 57,825 claimants in August 2021, a decrease of 760 claimants (-1.3%) from July 2021; the UK decreased by 2.1% over this period. Compared to the same month in 2020, Black Country claimants decreased by 8,235 (-12.5%); the UK decreased by 18.7% over this period. The Black Country now has 19,550 more claimants since March 2020. This is an increase for the Black Country by 51.1%, while the UK increased by 72.3%.
- Dudley had 12,210 claimants aged 16 years and over in August 2021, a decrease of 125 (-1%) claimants from the previous month. Compared to the same month in 2020, claimants in Dudley decreased by 2,480 (-16.9%). When compared to March 2020, the number of claimants has increased by 3,695 (+43.4%).
- Sandwell had 17,225 claimants aged 16 years and over in August 2021, a decrease of 95 (-0.5%) claimants from the previous month. Compared to the same month in 2020, claimants in Sandwell decreased by 1,845 (-9.7%). When compared to March 2020, the number of claimants has increased by 6,445 (+59.8%).
- Walsall had 13,060 claimants aged 16 years and over in August 2021, a decrease of 300 (-2.2%) claimants from the previous month. Compared to the same month in 2020, claimants in Walsall decreased by 2,125 (-14%). When compared to March 2020, the number of claimants has increased by 4,455 (+51.8%).
- Wolverhampton had 15,335 claimants aged 16 years and over in August 2021, a decrease of 235 (-1.5%) claimants from the previous month. Compared to the same month in 2020, claimants in

¹ Source: ONS based off Department of Work and Pensions, Claimant Count, September 2021. Please note, July 2021 figures have been revised.



Wolverhampton decreased by 1,780 (-10.4%). When compared to March 2020, the number of claimants has increased by 4,955 (+47.7%).

The following table shows across the Black Country and for the UK for selected months the number of claimants and change for selected months:

	March 2020	August 2020	July 2021	August 2021	% Change Since Mar 2020	% Change Since Aug 2020	% Change Since Jul 2021
Dudley	8,515	14,690	12,335	12,210	43.4%	-16.9%	-1.0%
Sandwell	10,780	19,070	17,320	17,225	59.8%	-9.7%	-0.5%
Walsall	8,605	15,185	13,360	13,060	51.8%	-14.0%	-2.2%
Wolverhampton	10,380	17,115	15,570	15,335	47.7%	-10.4%	-1.5%
Black Country LEP	38,275	66,060	58,585	57,825	51.1%	-12.5%	-1.3%
United Kingdom	1,268,620	2,688,110	2,232,760	2,185,420	72.3%	-18.7%	-2.1%

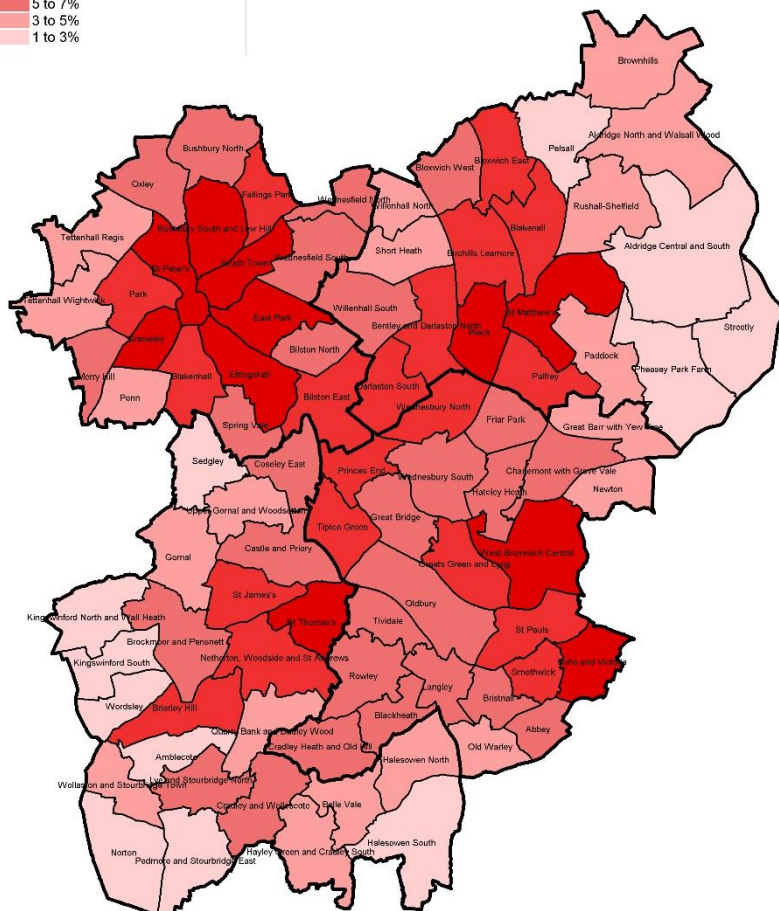
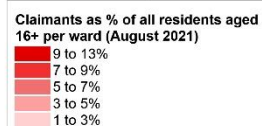
- Overall, for the Black Country the number of claimants as a percentage of residents aged 16 years and over was 6.1% compared to 4.0% for UK in August 2021. The number of claimants as a percentage of residents aged 16 years and over varies across the four local authorities with Wolverhampton at 7.4%, Sandwell at 6.8%, Walsall at 5.8% and Dudley at 4.7%.

Ward Analysis

The map to the right shows at a ward level in the Black Country, claimants as a percentage of residents aged 16 years and over in August 2021.

- Out of the 88 wards within the Black Country, 69 were above the UK overall proportion of 4.0% for the number of claimants as a percentage of residents aged 16 years and over in August 2021.
- The wards with the highest number of claimants as a percentage of residents aged 16 years and over in August 2021 were St Peter's (Wolverhampton) at 12.3%, Soho and Victoria (Sandwell) at 11.5% and Bushbury South and Low Hill (Wolverhampton) at 10.6%.

CLAIMANTS





Youth Claimants (Aged 16-24):

- In August 2021, there were 11,200 youth claimants in the Black Country, a decrease of 325 (-2.8%) from July 2021, while for the UK there was a decrease of 3.3%. When compared to August 2020, the number of youth claimants decreased by 2,495 (-18.2%) in the Black Country, while UK-wide decreased by 26.6%. The Black Country had 3,450 more youth claimants when compared to March 2020. This is an increase of 44.5%, while the UK increased by 60.7%.
- Dudley had 2,400 youth claimants in August 2021, a decrease of 65 (-2.6%) youth claimants since July 2021. When compared to August 2020, the number of youth claimants decreased by 750 (-23.8%). When compared to March 2020, the number of youth claimants has increased by 645 (+36.8%).
- Sandwell had 3,295 youth claimants in August 2021, this is a decrease of 65 claimants (-1.9%) from the previous month. When compared to August 2020, the number of youth claimants decreased by 555 (-14.4%). When compared to March 2020, the number of youth claimants has increased by 1,165 (+54.7%).
- Walsall had 2,700 youth claimants in August 2021, a decrease of 100 (-3.6%) claimants from the previous month. When compared to August 2020, the number of youth claimants decreased by 650 (-19.4%). When compared to March 2020, the number of youth claimants has increased by 760 (+39.2%).
- Wolverhampton had 2,805 youth claimants in August 2021, this is a decrease of 95 (-3.3%) claimants from the previous month. When compared to August 2020, the number of youth claimants decreased by 545 (-16.3%). When compared to March 2020, the number of youth claimants has increased by 880 (+45.7%).

The following table shows across the Black Country and for the UK for selected months the number of youth claimants and change for selected months:

	March 2020	August 2020	July 2021	August 2021	% Change Since Mar 2020	% Change Since Aug 2020	% Change Since Jul 2021
Dudley	1,755	3,150	2,465	2,400	36.8%	-23.8%	-2.6%
Sandwell	2,130	3,850	3,360	3,295	54.7%	-14.4%	-1.9%
Walsall	1,940	3,350	2,800	2,700	39.2%	-19.4%	-3.6%
Wolverhampton	1,925	3,350	2,900	2,805	45.7%	-16.3%	-3.3%
Black Country LEP	7,750	13,695	11,525	11,200	44.5%	-18.2%	-2.8%
United Kingdom	241,760	529,065	401,860	388,460	60.7%	-26.6%	-3.3%

- Overall, for the Black Country the number of claimants as percentage of residents aged 16 – 24 years old is 9.2% compared to 5.5% for the UK in August 2021. The number of youth claimants as a percentage of residents aged 16 to 24 years old varies across the four local authorities with Wolverhampton at 10.5%, Sandwell at 9.6%, Walsall at 9% and Dudley at 7.7%.

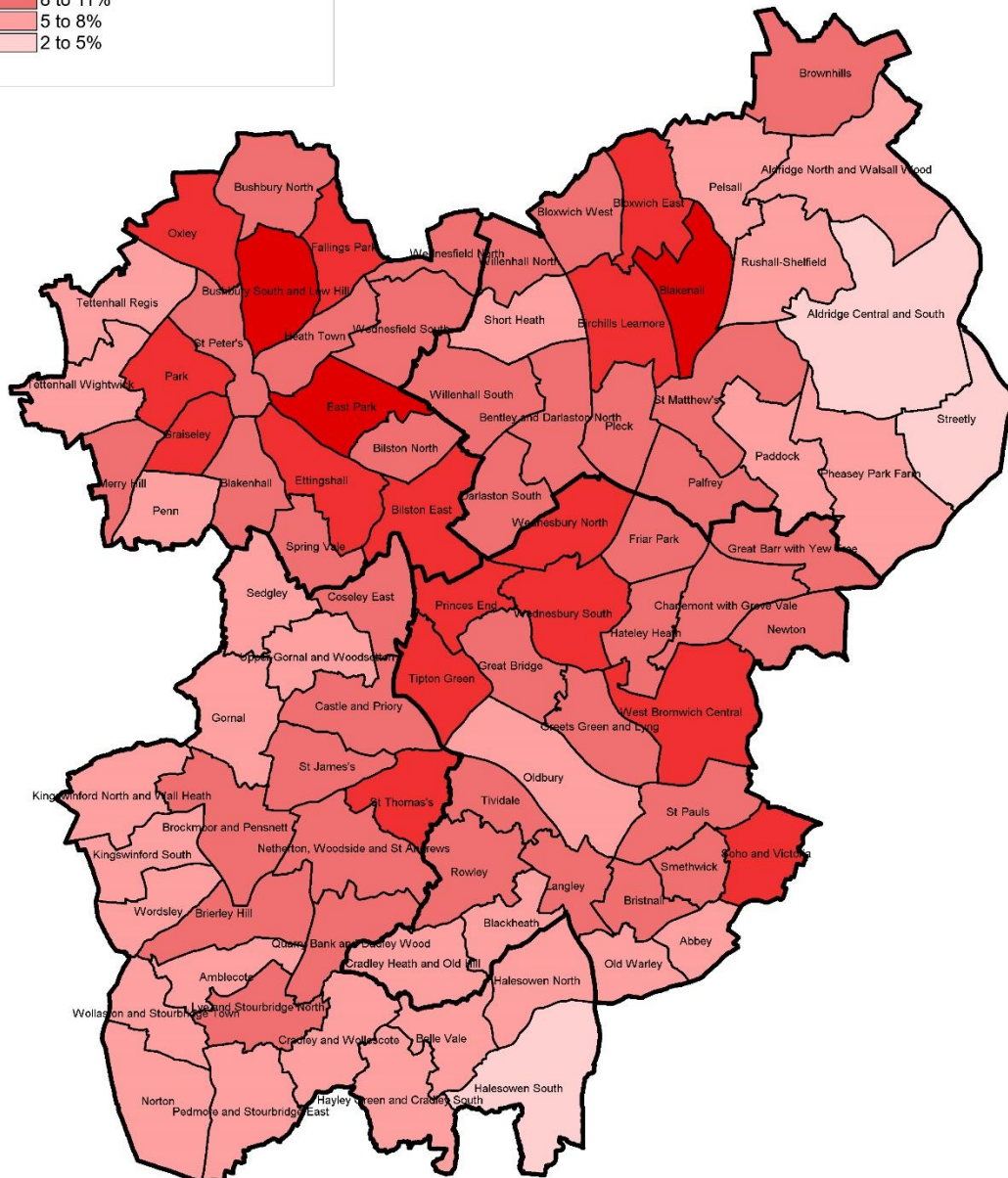
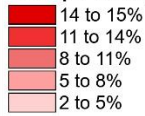
Ward Analysis

- Out of the 88 wards within the Black Country, 78 were above the UK average of 5.5% for the number of claimants as a percentage of residents aged 16 – 24 years old in August 2021.

The following map shows at a ward level in the Black Country, claimants as a percentage of residents aged 16-24 years old in August 2021:

YOUTH CLAIMANTS

Claimants as % of all residents aged 16-24 per ward (August 2021)



- The wards that had the highest number of youth claimants as a percentage of residents aged 16 – 24 years old in August 2021 was East Park (Wolverhampton) at 15.0%, Bushbury South and Low Hill (Wolverhampton) at 14.6% and Blakenall (Walsall) at 14.5%.