



## Black Country Claimant Count July 2021: Released August 2021

### In Summary:

- The Black Country had **59,520 claimants in July 2021**, a decrease of 410 claimants (-0.7%) from June 2021; the UK decreased by 0.8% over this period. Compared to the same month in 2020, Black Country claimants decreased by 5,270 (-8.1%); the UK decreased by 14.2% over this period. The Black Country now has 21,245 more claimants since March 2020. This is an increase for the Black Country by 55.5%, while the UK increased by 78.8%.
- Overall, for the Black Country **the number of claimants as a percentage of residents aged 16 years and over was 6.3%** compared to 4.2% for UK in July 2021.
- In July 2021, there were **11,705 youth claimants** in the Black Country, a decrease of 290 (-2.4%) from June 2021, while for the UK there was a decrease of 3.9%. When compared to July 2020, the number of youth claimants decreased by 1,875 (-13.8%) in the Black Country, while UK-wide decreased by 23.3%. The Black Country had 3,955 more youth claimants when compared to March 2020. This is an increase of 51.0%, while the UK increased by 69.0%.
- Overall, for the Black Country **the number of claimants as percentage of residents aged 16 – 24 years old is 9.6%** compared to 5.8% for the UK in July 2021.

### In Full:

#### Claimant count for people aged 16 years and over<sup>1</sup>

- The Black Country had 59,520 claimants in July 2021, a decrease of 410 claimants (-0.7%) from June 2021; the UK decreased by 0.8% over this period. Compared to the same month in 2020, Black Country claimants decreased by 5,270 (-8.1%); the UK decreased by 14.2% over this period. The Black Country now has 21,245 more claimants since March 2020. This is an increase for the Black Country by 55.5%, while the UK increased by 78.8%.
- Dudley had 12,515 claimants aged 16 years and over in July 2021, a decrease of 65 (-0.5%) claimants from the previous month. Compared to the same month in 2020, claimants in Dudley decreased by 1,795 (-12.5%). When compared to March 2020, the number of claimants has increased by 4,000 (+47.0%).
- Sandwell had 17,635 claimants aged 16 years and over in July 2021, a decrease of 195 (-1.1%) claimants from the previous month. Compared to the same month in 2020, claimants in Sandwell decreased by 1,070 (-5.7%). When compared to March 2020, the number of claimants has increased by 6,855 (+63.6%).
- Walsall had 13,590 claimants aged 16 years and over in July 2021, a decrease of 5 (-0.04%) claimants from the previous month. Compared to the same month in 2020, claimants in Walsall decreased by 1,380 (-9.2%). When compared to March 2020, the number of claimants has increased by 4,985 (+57.9%).
- Wolverhampton had 15,780 claimants aged 16 years and over in July 2021, a decrease of 150 (-0.9%) claimants from the previous month. Compared to the same month in 2020, claimants in

<sup>1</sup> Source: ONS based off Department of Work and Pensions, Claimant Count, August 2021. Please note, June 2021 figures have been revised.

Wolverhampton decreased by 1,030 (-6.1%). When compared to March 2020, the number of claimants has increased by 5,400 (+52.0%).

The following table shows across the Black Country and for the UK for selected months the number of claimants and change for selected months:

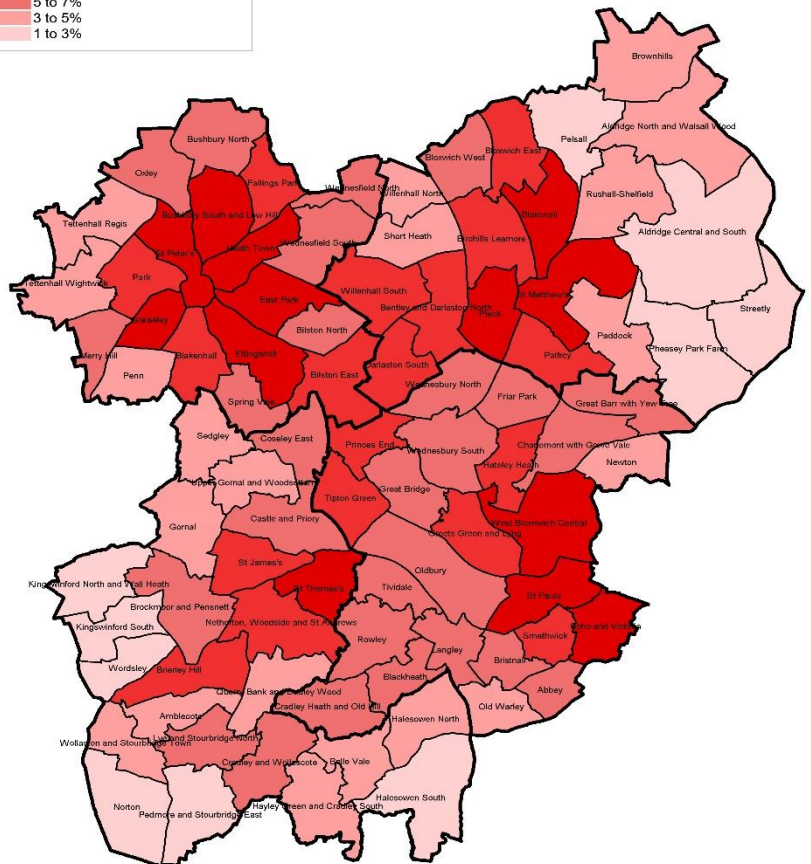
	March 2020	July 2020	June 2021	July 2021	% Change (Jul 21 - Mar 20)	% Change (Jul 21 - Jul 20)	% Change (Jul 21 - Jun 21)
Dudley	8,515	14,310	12,580	12,515	47.0%	-12.5%	-0.5%
Sandwell	10,780	18,705	17,830	17,635	63.6%	-5.7%	-1.1%
Walsall	8,605	14,970	13,595	13,590	57.9%	-9.2%	-0.04%
Wolverhampton	10,380	16,810	15,930	15,780	52.0%	-6.1%	-0.9%
<b>Black Country</b>	<b>38,275</b>	<b>64,790</b>	<b>59,930</b>	<b>59,520</b>	<b>55.5%</b>	<b>-8.1%</b>	<b>-0.7%</b>
United Kingdom	1,268,620	2,642,815	2,285,995	2,268,660	78.8%	-14.2%	-0.8%

- Overall, for the Black Country the number of claimants as a percentage of residents aged 16 years and over was 6.3% compared to 4.2% for UK in July 2021. The number of claimants as a percentage of residents aged 16 years and over varies across the four local authorities with Wolverhampton at 7.6%, Sandwell at 6.9%, Walsall at 6.1% and Dudley at 4.8%.

### Ward Analysis

The map to the right shows at a ward level in the Black Country, claimants as a percentage of residents aged 16 years and over in July 2021.

#### CLAIMANTS



- Out of the 88 wards within the Black Country, 69 were above the UK overall proportion of 4.2% for the number of claimants as a percentage of residents aged 16 years and over in July 2021.
- The wards with the highest number of claimants as a percentage of residents aged 16 years and over in July 2021 were St Peter's (Wolverhampton) at 12.6%, Soho and Victoria (Sandwell) at 12.5% and Bushbury South and Low Hill (Wolverhampton) at 11.1%.



### Youth Claimants (Aged 16-24):

- In July 2021, there were 11,705 youth claimants in the Black Country, a decrease of 290 (-2.4%) from June 2021, while for the UK there was a decrease of 3.9%. When compared to July 2020, the number of youth claimants decreased by 1,875 (-13.8%) in the Black Country, while UK-wide decreased by 23.3%. The Black Country had 3,955 more youth claimants when compared to March 2020. This is an increase of 51.0%, while the UK increased by 69.0%.
- Dudley had 2,495 youth claimants in July 2021, a decrease of 80 (-3.1%) youth claimants since June 2021. When compared to July 2020, the number of youth claimants decreased by 620 (-19.9%). When compared to March 2020, the number of youth claimants has increased by 740 (+42.2%).
- Sandwell had 3,445 youth claimants in July 2021, this is a decrease of 90 claimants (-2.5%) from the previous month. When compared to July 2020, the number of youth claimants decreased by 385 (-10.1%). When compared to March 2020, the number of youth claimants has increased by 1,315 (+61.7%).
- Walsall had 2,845 youth claimants in July 2021, a decrease of 30 (-1.0%) claimants from the previous month. When compared to July 2020, the number of youth claimants decreased by 510 (-15.2%). When compared to March 2020, the number of youth claimants has increased by 905 (+46.6%).
- Wolverhampton had 2,920 youth claimants in July 2021, this is a decrease of 85 (-2.8%) claimants from the previous month. When compared to July 2020, the number of youth claimants decreased by 365 (-11.1%). When compared to March 2020, the number of youth claimants has increased by 995 (+51.7%).

The following table shows across the Black Country and for the UK for selected months the number of youth claimants and change for selected months:

	March 2020	July 2020	June 2021	July 2021	% Change (Jul 21 - Mar 20)	% Change (Jul 21 - Jul 20)	% Change (Jul 21 - Jun 21)
Dudley	1,755	3,115	2,575	2,495	42.2%	-19.9%	-3.1%
Sandwell	2,130	3,830	3,535	3,445	61.7%	-10.1%	-2.5%
Walsall	1,940	3,355	2,875	2,845	46.6%	-15.2%	-1.0%
Wolverhampton	1,925	3,285	3,005	2,920	51.7%	-11.1%	-2.8%
<b>Black Country</b>	<b>7,750</b>	<b>13,580</b>	<b>11,995</b>	<b>11,705</b>	<b>51.0%</b>	<b>-13.8%</b>	<b>-2.4%</b>
United Kingdom	241,760	532,400	424,965	408,585	69.0%	-23.3%	-3.9%

- Overall, for the Black Country the number of claimants as percentage of residents aged 16 – 24 years old is 9.6% compared to 5.8% for the UK in July 2021. The number of youth claimants as a percentage of residents aged 16 to 24 years old varies across the four local authorities with Wolverhampton at 10.9%, Sandwell at 10.0%, Walsall at 9.5% and Dudley at 8.0%.

### Ward Analysis

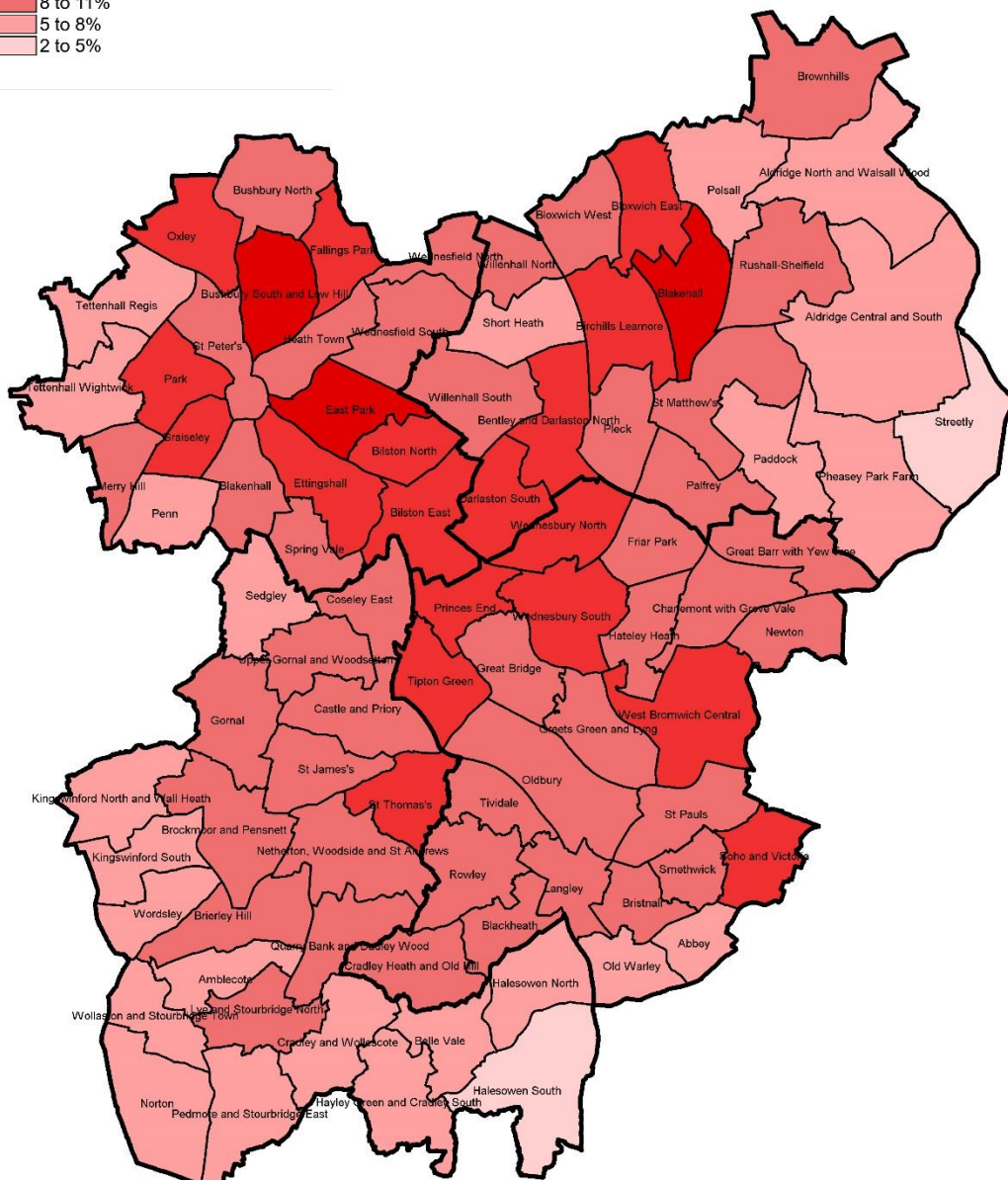
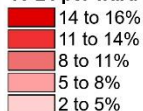
- Out of the 88 wards within the Black Country, 78 were at or above the UK average of 5.8% for the number of claimants as a percentage of residents aged 16 – 24 years old in July 2021.



The following map shows at a ward level in the Black Country, claimants as a percentage of residents aged 16-24 years old in July 2021:

### YOUTH CLAIMANTS

Claimants as % of all residents aged 16-24 per ward (July 2021)



- The wards that had the highest number of youth claimants as a percentage of residents aged 16 – 24 years old in July 2021 was Bushbury South and Low Hill (Wolverhampton) at 15.2%, Blakenall (Walsall) at 15.1% and East Park (Wolverhampton) at 15.0%.