

## Black Country Coronavirus Job Retention Scheme (CJRS) Statistics: Released July 2021<sup>1</sup>

### Summary

- In total, the Black Country area had 33,100 employments furloughed on the 30<sup>th</sup> June 2021. This reflects a 6.9% take-up of eligible employments for the scheme, compared to UK-wide of 6.5%. When compared to 31<sup>st</sup> May, the number of employments furloughed in the Black Country area decreased by 6,200 (-15.8%, UK -24.1%).
- As of 30<sup>th</sup> June 2021, there was a higher percentage of males furloughed at 7.7% (18,500), compared to females at 6.1% (14,600). Whereas the UK had a take up rate of 6.8% for males and 6.1% for females.  
For the Black Country area, on the 30<sup>th</sup> June 2021, the sector with the highest number of employments furloughed was manufacturing at 6,250.
- For the UK, provisional figures show that the number of employments on furlough was 1.9 million on the 30<sup>th</sup> June 2021 – the lowest number since the start of the pandemic.
- Provisional figures show for the West Midlands region there were 159,400 employments furloughed on the 30<sup>th</sup> June 2021 – the lowest numbers on record (data available for 1<sup>st</sup> July 2020). When compared to 31<sup>st</sup> May 2021, there were 37,800 fewer employments furloughed (-19.2% compared to -24.1% for the UK).
- For all age bands the number of employments on furlough and the take-up rates decreased between 31<sup>st</sup> May and 30<sup>th</sup> June. The largest proportionate reduction of number of employments on furlough was for the under 18 age band UK-wide.
- The highest number of employments furloughed by age group for the West Midlands region on the 30<sup>th</sup> June was those aged 50-54 years old at 18,700 employments furloughed. When compared to 31<sup>st</sup> May 2021, for this age bracket the numbers of employments furloughed decreased by 2,900.
- For all employer sizes, the number of employments on furlough decreased across February, March, April, May and June 2021 UK-wide. The largest reduction is for employers with 250 or more employees where the number of employments on furlough decreased by 254,400 from 595,200 employments at 31<sup>st</sup> May 2021 to a provisional estimate of 340,700 at 30<sup>th</sup> June 2021.

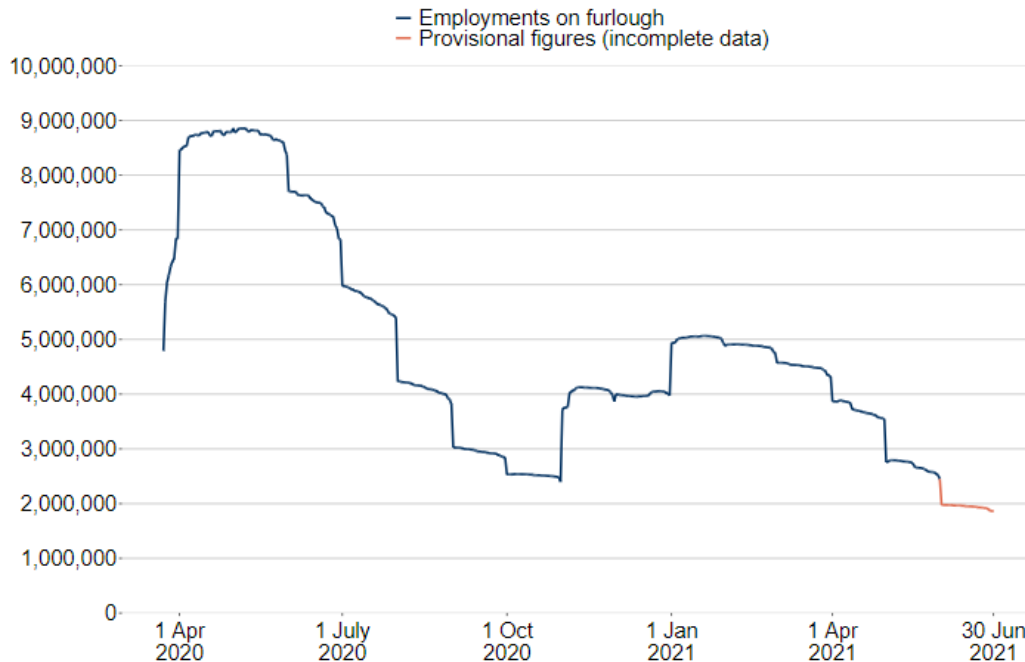
### Full Briefing

#### Furloughed Employments Over Time – UK & West Midlands Region

- For the UK, the number of employments on furlough peaked at 8.9 million on 8<sup>th</sup> May 2020. This fell to 2.4 million at 31<sup>st</sup> October, rose again to 4.9 million employments on furlough at 31<sup>st</sup> January 2021. However, the number of employments on furlough has fallen since January and provisional figures show that the number of employments on furlough was 1.9 million on the 30<sup>th</sup> June 2021 – the lowest number since the start of the pandemic.

<sup>1</sup> Source: HMRC, Coronavirus Job Retention Scheme statistics: July 2021. Please note, the figures for June 2021 are based on claims received to the deadline of 14<sup>th</sup> July 2021. In some circumstances, late claims can be made with a reasonable excuse and in agreement with HMRC. Claims could also be amended until 28<sup>th</sup> July 2021. Therefore, the data for June 2021 is incomplete and should be considered provisional. It is estimated that the overall total number of employments on furlough in June 2021 will be in the region of 3% (around 0.1 million) higher once all claims are submitted and revisions applied.

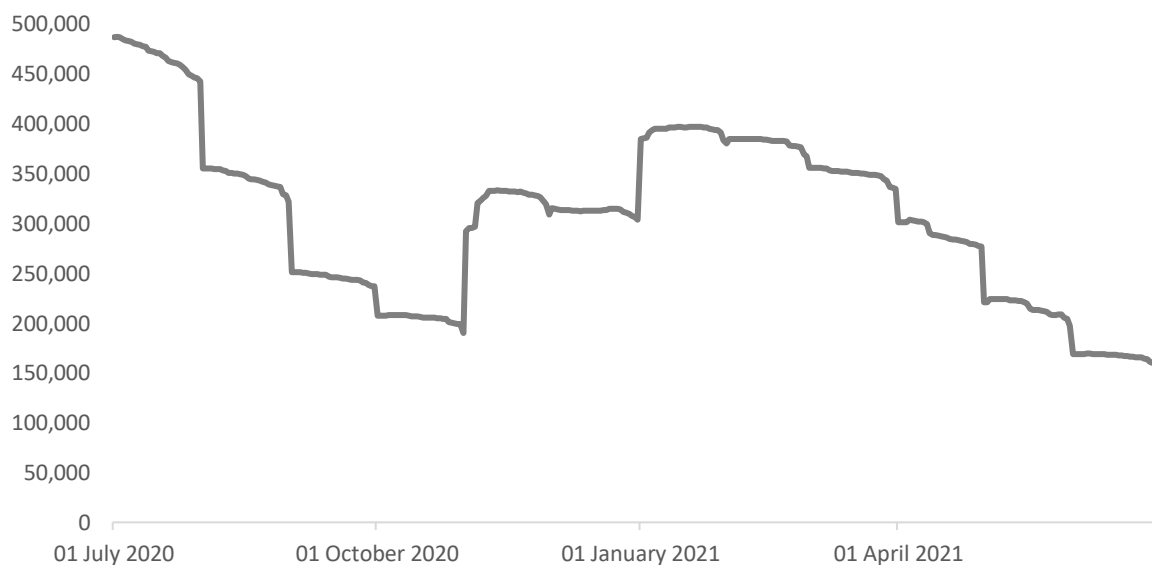
**The following chart shows the total number of employments furloughed in the UK over time to 30<sup>th</sup> June 2021:**



Source: HMRC CJRS data

- Provisional figures show for the West Midlands region there were 159,400 employments furloughed on the 30<sup>th</sup> June 2021 – the lowest numbers on record (data available for 1<sup>st</sup> July 2020). When compared to 31<sup>st</sup> May 2021, there were 37,800 fewer employments furloughed (-19.2% compared to -24.1% for the UK).

**The following chart shows for the West Midlands region the number of employments furloughed per day between 1<sup>st</sup> July 2020 to 30<sup>th</sup> June 2021:**

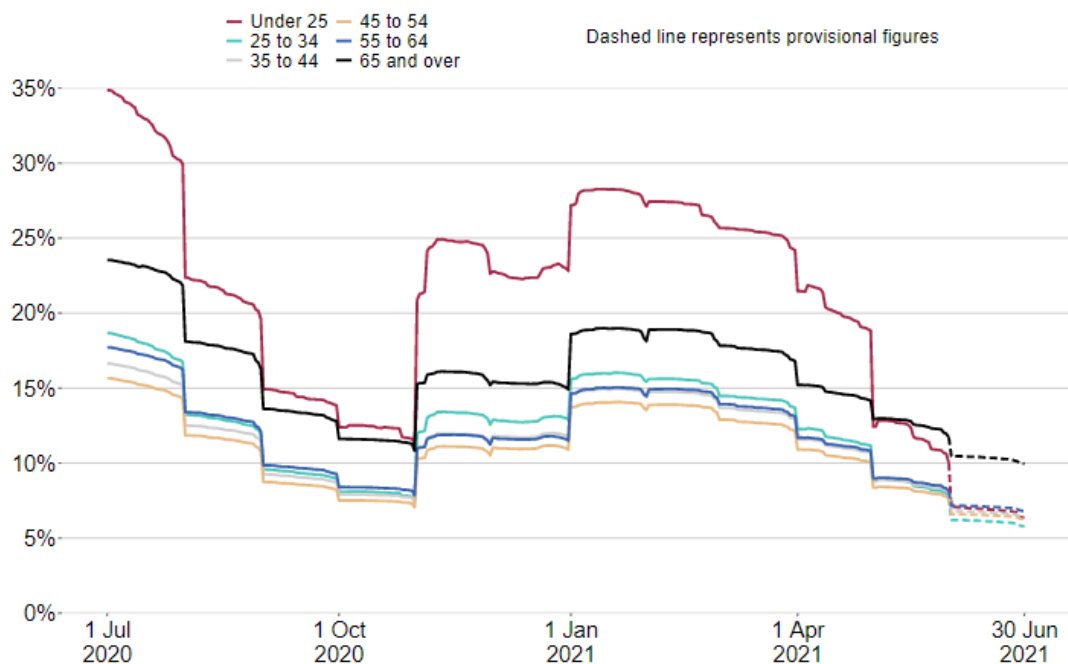


- Of the 159,400 employments furloughed in the West Midlands region on the 30<sup>th</sup> June 2021, 81,400 were fully furloughed and 78,000 were partially furloughed.

### Employments Furloughed Over Time by Age – UK

- For all age bands the number of employments on furlough and the take-up rates decreased between 31<sup>st</sup> May and 30<sup>th</sup> June. The largest proportionate reduction of number of employments on furlough was for the under 18 age band.
- Since 1<sup>st</sup> July 2020, the under 18 and 18-24 age bands have had the highest proportion of eligible employments on furlough, followed by the 65 and over age band. However, in June 2021 the take-up rates of these youngest age bands decreased dramatically and are now in line with the other age bands. This reduction is in line with the easing of restrictions across the UK, particularly in hospitality.
- The take-up rate for the 65 and over age band reduced more slowly than for the youngest age groups between 31<sup>st</sup> May and 30<sup>th</sup> June. Thus, at the end of June this age band had the highest take-up of all age groups – the first time this has happened since the start of the scheme. This age band had a take-up rate of 10% for both female and male employments at 30<sup>th</sup> June 2021, in comparison with the 6% and 7% respectively for the total female and male populations.

**The following chart shows the proportion of employments furloughed for the UK by the age of the employee between July 2020 to June 2021:**



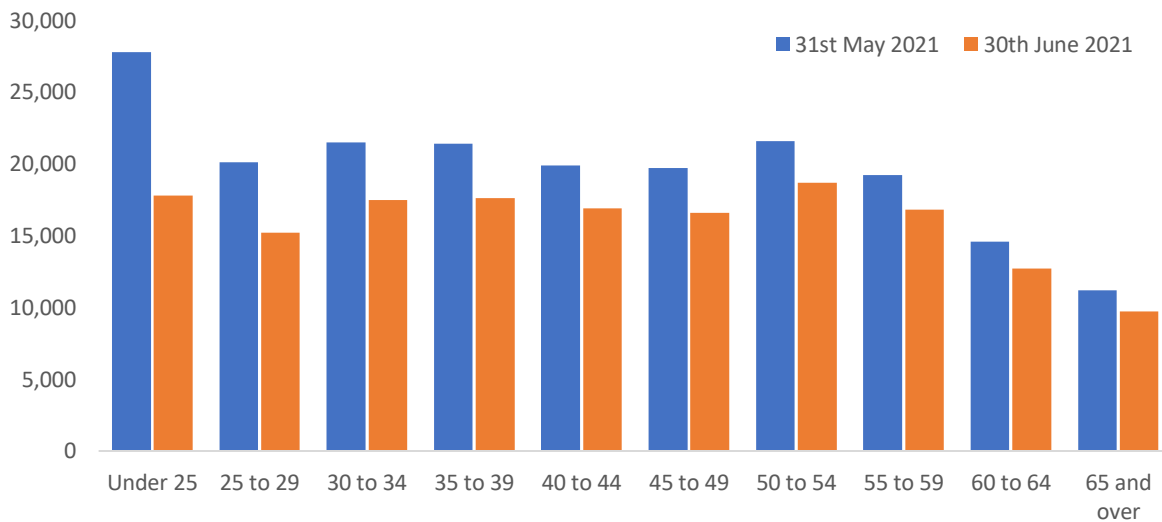
Source: HMRC CJRS and PAYE Real Time Information data

### Employments Furloughed by Age – West Midlands Region

- The highest number of employments furloughed by age group for the West Midlands region on the 30<sup>th</sup> June was those aged 50-54 years old at 18,700 employments furloughed. When compared to 31<sup>st</sup> May 2021, for this age bracket the numbers of employments furloughed decreased by 2,900.

- When compared to 31<sup>st</sup> May 2021, for the West Midlands region, those aged under 25 had the highest decrease in employments furloughed which was by 10,000 (down to 17,800 employments furloughed).

**The following chart shows for the West Midlands region the number of employments furloughed by age group for the 31<sup>st</sup> May and 30<sup>th</sup> June 2021:**



### Furlough by Employer Size – UK

- For all employer sizes, the number of employments on furlough decreased across February, March, April, May and June 2021. The largest reduction is for employers with 250 or more employees where the number of employments on furlough decreased by 254,400 from 595,200 employments at 31<sup>st</sup> May 2021 to a provisional estimate of 340,700 at 30<sup>th</sup> June 2021.
- Employers with one employment had 149,500 employments on furlough at 31<sup>st</sup> May 2021. Provisional figures show that this decreased in June to 138,900 employments on furlough at 30<sup>th</sup> June 2021.
- Medium and large sized businesses have the lowest proportion of eligible employments on furlough. Provisional figures for 30<sup>th</sup> June 2021 show that employers with 250 or more employees had 2% of eligible employees on furlough. Employers with 2 to 4 employees had the highest proportion of eligible employments on furlough at 22%.
- Between January and the end of June, the number of employments on furlough decreased by a larger proportion amongst large employers. Employers with 250 or more employees have seen a 79% reduction in employments on furlough since the peak in January, in comparison with a 33% reduction amongst employers with one employee. This may reflect the varying impact of the pandemic on businesses of differing sizes.

### Employments Furloughed by Gender – Black Country

- In total, the Black Country area had 33,100 employments furloughed on the 30<sup>th</sup> June 2021. This reflects a 6.9% take-up of eligible employments for the scheme, compared to UK-wide of 6.5%. When compared to 31<sup>st</sup> May, the number of employments furloughed in the Black Country area decreased by 6,200 (-15.8%, UK -24.1%).
- As of 30<sup>th</sup> June 2021, there was a higher percentage of males furloughed at 7.7% (18,500), compared to females at 6.1% (14,600). Whereas the UK had a take up rate of 6.8% for males and 6.1% for females.
- As of the 30<sup>th</sup> June 2021, the local authority with the highest percentage of employments furloughed was Sandwell at 7.3% (9,700 furloughed of the 132,900 eligible). The local authority with the highest percentage of males furloughed was also Sandwell at 8.4% (5,600 furloughed of the 67,000 eligible). The local authority with the highest percentage of female employments furloughed was Walsall at 6.6% (3,600 furloughed of 54,800 eligible).

*The following table shows employments furloughed, eligible employments and the take-up rate for the Black Country area by gender as of 30<sup>th</sup> June 2021<sup>2</sup>:*

	Female			Male			Total		
	Female Employments Furloughed	Female Eligible Employments	Take Up-Rate	Male Employments Furloughed	Male Eligible Employments	Take Up-Rate	Total Employments Furloughed	Total Eligible Employments	Take Up-Rate
Dudley	3,800	66,200	5.7%	4,700	65,600	7.2%	8,500	131,800	6.4%
Sandwell	4,100	65,900	6.2%	5,600	67,000	8.4%	9,700	132,900	7.3%
Walsall	3,600	54,800	6.6%	4,400	55,800	7.9%	8,000	110,600	7.2%
Wolverhampton	3,100	53,800	5.8%	3,800	53,300	7.1%	6,900	107,000	6.4%
<b>Black Country LEP</b>	<b>14,600</b>	<b>240,700</b>	<b>6.1%</b>	<b>18,500</b>	<b>241,700</b>	<b>7.7%</b>	<b>33,100</b>	<b>482,300</b>	<b>6.9%</b>
West Midlands region	72,700	1,208,800	6.0%	86,700	1,215,600	7.1%	159,400	2,424,300	6.6%
United Kingdom	877,600	14,452,600	6.1%	964,800	14,239,600	6.8%	1,857,400	28,692,200	6.5%

- The parliamentary constituency in the Black Country area with the highest take-up rate on 30<sup>th</sup> June 2021 was Walsall North at 7.8% (3,100 furloughed of the 39,600 eligible). Walsall South was the parliamentary constituency with the highest male take-up rate with 8.8% (1,800 furloughed of 20,400 eligible). The parliamentary constituency with the highest female take-up rate with 7.7% (1,600 furloughed of the 20,900 eligible) was Stourbridge.

*The following table shows by parliamentary constituencies within the Black Country area the employments furloughed, eligible employments and take-up rate on the 30<sup>th</sup> June 2021:*

	Female			Male			Total		
	Female Employments Furloughed	Female Eligible Employments	Take Up-Rate	Male Employments Furloughed	Male Eligible Employments	Take Up-Rate	Total Employments Furloughed	Total Eligible Employments	Take Up-Rate
Aldridge-Brownhills	1,200	16,700	7.2%	1,200	16,000	7.5%	2,400	32,800	7.3%
Dudley North	900	17,300	5.2%	1,200	17,100	7.0%	2,100	34,400	6.1%
Dudley South	1,000	16,800	6.0%	1,200	16,700	7.2%	2,100	33,600	6.3%
Halesowen and Rowley Regis	1,100	18,900	5.8%	1,400	18,700	7.5%	2,500	37,600	6.6%
Stourbridge	1,600	20,900	7.7%	1,400	20,400	6.9%	3,000	41,300	7.3%
Walsall North	1,200	19,000	6.3%	1,800	20,600	8.7%	3,100	39,600	7.8%
Walsall South	1,300	19,700	6.6%	1,800	20,400	8.8%	3,100	40,100	7.7%
Warley	1,400	23,700	5.9%	1,400	24,900	5.6%	2,900	48,600	6.0%
West Bromwich East	1,100	19,600	5.6%	1,600	19,800	8.1%	2,800	39,400	7.1%

<sup>2</sup> Please note 'unknown' has been excluded from the table, the total UK figure will not sum.



	Female			Male			Total		
	Female Employments Furloughed	Female Eligible Employments	Take Up-Rate	Male Employments Furloughed	Male Eligible Employments	Take Up-Rate	Total Employments Furloughed	Total Eligible Employments	Take Up-Rate
West Bromwich West	1,000	19,500	5.1%	1,200	18,500	6.5%	2,200	38,000	5.8%
Wolverhampton North East	1,100	18,800	5.9%	1,500	19,400	7.7%	2,600	38,200	6.8%
Wolverhampton South East	1,100	18,000	6.1%	1,300	18,000	7.2%	2,400	36,100	6.6%
Wolverhampton South West	1,200	21,000	5.7%	1,300	20,100	6.5%	2,500	41,100	6.1%
<b>Black Country LEP</b>	<b>14,600</b>	<b>240,700</b>	<b>6.1%</b>	<b>18,500</b>	<b>241,700</b>	<b>7.7%</b>	<b>33,100</b>	<b>482,300</b>	<b>6.9%</b>
United Kingdom	877,600	14,452,600	6.1%	964,800	14,239,600	6.8%	1,857,400	28,692,200	6.5%

### Employments Furloughed by Broad Sector – Black Country Overall

- For the Black Country area, on the 30<sup>th</sup> June 2021, the sector with the highest number of employments furloughed was manufacturing at 6,250. This was followed by wholesale and retail repair of motor vehicles at 5,390 and then accommodation and food services at 5,380 employments furloughed.
- For the Black Country area, the other sector had the lowest employments furloughed on the 30<sup>th</sup> June 2021 at 500, this was followed by education at 960.

*The following table shows the total employments furloughed by broad sector for the Black Country as of 30<sup>th</sup> June:*

Broad Sector	Employments on furlough at 30th June 2021
Manufacturing	6,250
Construction	2,270
Wholesale and retail; repair of motor vehicles	5,390
Transportation and storage	2,150
Accommodation and food services	5,380
Information and communication, Financial and insurance & Real estate	1,390
Professional, scientific and technical	1,940
Administrative and support services	2,730
Education	960
Health and social work	1,410
Arts, entertainment and recreation	1,210
Other service activities	1,450
Other	500
<b>Total</b>	<b>33,100</b>