

Coronavirus Job Retention Scheme (CJRS) Statistics: Released May 2021¹

Summary

- In total, the Black Country LEP area had 65,700² employments furloughed at 31st March 2021. This reflects 13.3% take-up of eligible employments for the scheme, compared to the UK average of 14.3%. When compared to the 28th February 2021, the number of employments furloughed in the Black Country LEP decreased by 7,300 people (-10.0%). The UK decreased by 11.6% over the same period.
- As of 31st March 2021, there was a slightly higher percentage of females furloughed at 13.5% (33,100), compared to males at 13.3% (32,800) in the Black Country area. This was similar to the UK trend with a take up rate of 14.4% for females and a take up rate of 13.4% for males.
- Across the Black Country LEP area, as of the 31st March 2021, the sector with the highest number of employments furloughed was wholesale and retail repair of motor vehicles at 15,990. This was followed by accommodation and food services at 12,780 and then manufacturing at 8,090 employments furloughed.
- Across the UK for most age bands the number of employments on furlough initially increased at the beginning of February 2021 and then decreased slightly in comparison to January 2021 at the end of the month. The 65 and over age band was an exception, where levels of furlough remained broadly consistent throughout February 2021.
- Across the UK for most employer sizes, the number of employments on furlough was broadly similar between January and February and then decreased in March 2021.

Full Briefing

- This is the eleventh release of Official Statistics on the Coronavirus Job Retention Scheme (CJRS). This release provides analysis of claims for periods up to 31st March 2021. The data used includes claims submitted to HMRC by 14th April 2021.

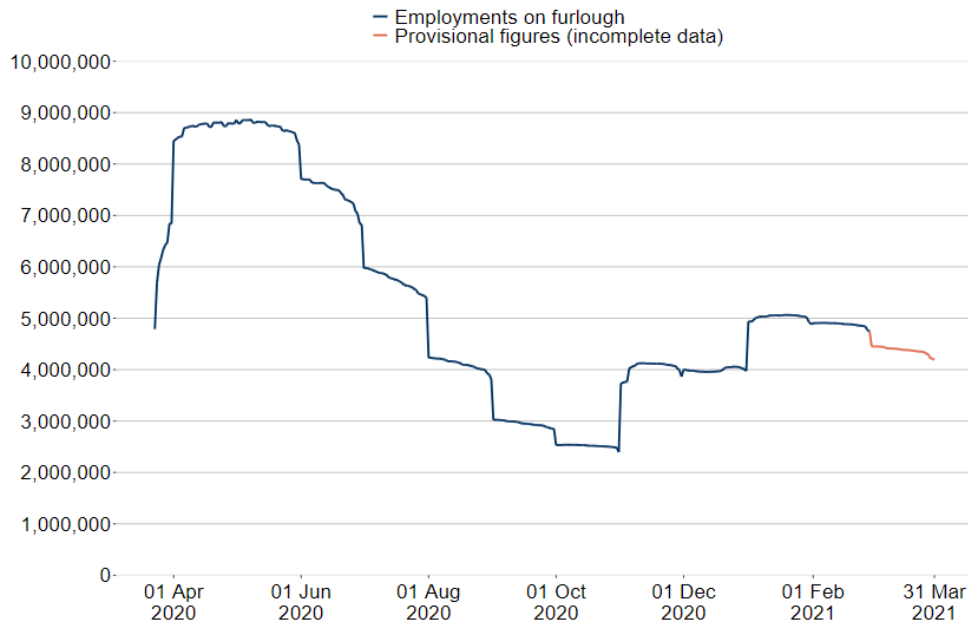
Furloughed Employments Over Time – UK & West Midlands Region

- For the UK, the number of employments on furlough peaked at 8.9 million on 8th May 2020. This fell to 2.4 million at 31st October and then rose again to 4.9 million employments on furlough at 31st January 2021. The latest provisional figures show there has been a decrease in levels of furlough between February and March 2021 with 4.2 million on furlough at 31st March 2021, down from 4.7 million on 28th February.

¹ Source: HMRC, Coronavirus Job Retention Scheme statistics: May 2021. Please note, the data for March 2021 is not yet fully complete as while claims relating to March 2021 should have been filed by 14th April 2021, employers could file claims later with the agreement of HMRC if they had a reasonable excuse. Claims for March 2021 can also be amended until 28th April 2021. Together, these factors are likely to have a small effect on the statistics.

² Since March 2020 to claims made by the 14th April 2021, there has been a total of 205,200 employments furloughed in the Black Country area with the latest provisional figures showing there were 65,700 employments furloughed on the 31st March 2021.

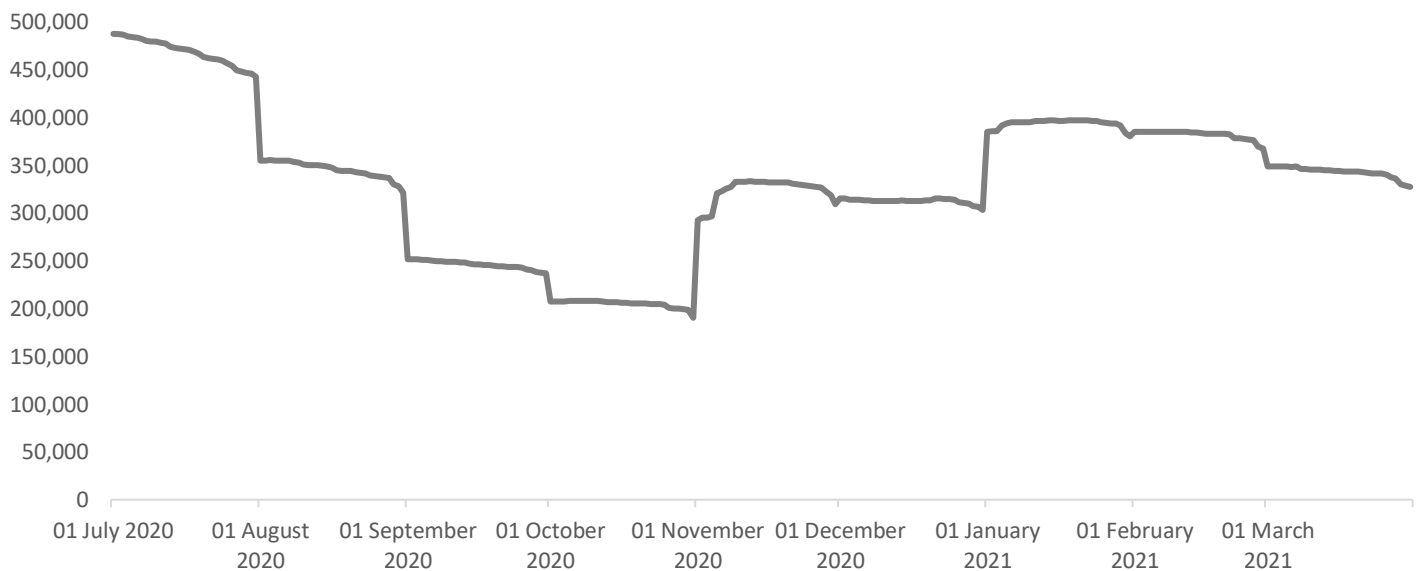
The following chart shows the total number of employments furloughed in the UK between 23rd March 2020 to 31st March 2021:



Source: HMRC CJRS data

- The latest provisional figures show for the West Midlands region there has been a decrease in levels of furlough between February and March 2021 with 327,300 furlough at 31st March 2021, down from 367,000 on 28th February (-10.9% compared to -11.6% for the UK).

The following chart shows for the West Midlands region the number of employments furloughed between per day between 1st July 2020 to 31st March 2021:

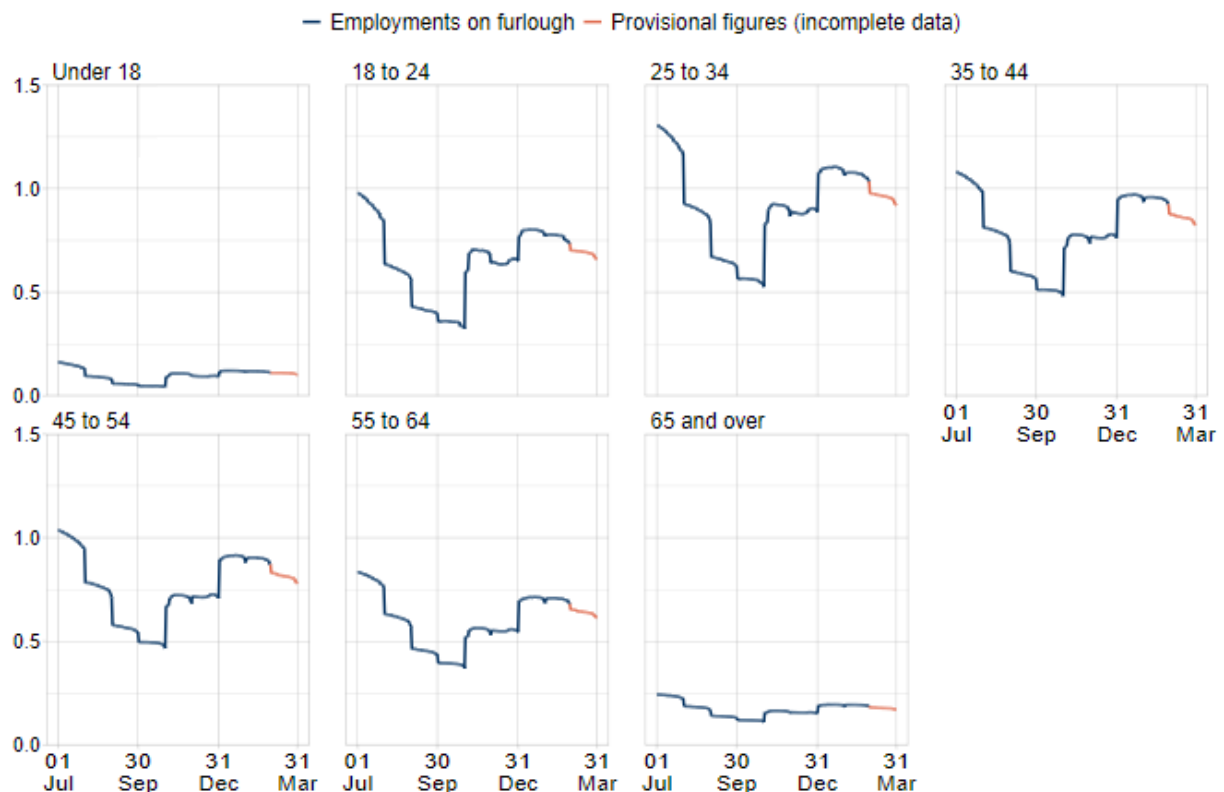


- Of the 327,300 employments furloughed in the West Midlands region on the 31st March 2021, 227,900 were fully furloughed and 99,400 were partially furloughed.

Employments Furloughed Over Time by Age – UK

- Across most age bands the number of employments on furlough initially increased at the beginning of February 2021 and then decreased slightly in comparison to January 2021 at the end of the month. The 65 and over age band was an exception, where levels of furlough remained broadly consistent throughout February 2021.
- Provisional figures show the number of employments on furlough in March 2021 decreased across all age bands. For employments where the employee was aged 25 to 34, the number of employments on furlough was 1.03 million at 28th February. Provisional figures show that this figure dropped to 920,000 at 31st March 2021.
- The number of employments on furlough with employees in the 18 to 24 age band was 733,700 at 28th February. At 31st March 2021, provisional figures show that 659,000 employments were on furlough in the 18-24 age band.
- Where the employee was 65 or over, the number of employments on furlough was 186,300 at 28th February. Provisional estimates show that the number of employments on furlough decreased in March to 170,400 at 31st March 2021.

The following chart shows the number employments furloughed (in millions) for the UK by the age of the employee per day between the 1st July 2020 to 31st March 2021:



Source: HMRC CJRS and PAYE Real Time Information data

Furloughing by Employer Size – UK

- Across most employer sizes, the number of employments on furlough was broadly similar between January and February and then decreased in March 2021. At 28th February, 1.55 million employments were put on furlough by large employers with 250 or more employees. Provisional estimates show that the number of employments on furlough decreased to 1.31 million at 31st March 2021.
- Employers with 20 to 49 employments had 636,800 employments on furlough at 28th February. Provisional estimates show that the number of employments on furlough decreased through March to 565,400 at 31st March 2021.
- Employers with one employment had 194,100 employments on furlough at 28th February. Provisional figures show that this decreased in March to 181,600 employments on furlough at 31st March 2021.

Employments Furloughed by Gender – Black Country

- In total, the Black Country LEP area had 65,700 employments furloughed at 31st March 2021. This reflects 13.3% take-up of eligible employments for the scheme, compared to the UK average of 14.3%.
- When compared to the 28th February 2021, the number of employments furloughed in the Black Country LEP area decreased by 7,300 people (-10.0%). The UK decreased by 11.6% over the same period.
- As of 31st March 2021, there was a slightly higher percentage of females furloughed at 13.5% (33,100), compared to males at 13.3% (32,800). Which was similar to the UK trend with a take up rate of 14.4% for females and a take up rate of 13.4% for males.
- As of the 31st March 2021 overall, the local authority within the Black Country area with the highest percentage of employments furloughed was Walsall at 13.9% (15,700 furloughed of the 113,100 eligible). The local authority with the highest percentage of males furloughed was Sandwell at 13.8% (9,500 furloughed of the 68,600 eligible). The local authority with the highest percentage of female employments furloughed was Walsall at 14.3% (8,000 furloughed of 55,900 eligible).

The following table shows employments furloughed, eligible employments and the take-up rate for the Black Country LEP area, West Midlands region and UK, by gender as of 31st March 2021³:

	Female			Male			Total		
	Female eligible employments	Female employments furloughed	Female take up-rate	Male eligible employments	Male employments furloughed	Male take up-rate	Total eligible employments	Total employments furloughed	Total take up-rate
Dudley	67,400	9,100	13.5%	66,500	8,900	13.3%	133,900	18,000	13.4%
Sandwell	67,300	9,300	13.8%	68,600	9,500	13.8%	135,900	18,700	13.8%
Walsall	55,900	8,000	14.3%	57,200	7,700	13.5%	113,100	15,700	13.9%
Wolverhampton	54,700	6,700	12.2%	54,600	6,700	12.2%	109,300	13,300	12.2%
Black Country LEP	245,300	33,100	13.5%	246,900	32,800	13.3%	492,200	65,700	13.3%
West Midlands Region	1,230,800	171,600	13.9%	1,240,300	155,700	12.6%	2,471,100	327,300	13.2%
United Kingdom	14,734,000	2,124,500	14.4%	14,534,100	1,945,600	13.4%	29,268,000	4,193,900	14.3%

³ Please note 'unknown' has been excluded from the table, the total UK figure will not sum.

- The parliamentary constituency in the Black Country LEP area with the highest take-up rate on 31st March 2021 was Warley at 14.8% (6,100 furloughed of the 41,200 eligible). Warley was also the parliamentary constituency with the highest male take-up rate with 15.1% (3,200 furloughed of 21,000 eligible). The parliamentary constituency with the highest female take-up rate with 14.6% (2,500 furloughed of the 16,900 eligible) was Aldridge-Brownhills.

The following table shows by parliamentary constituencies within the Black Country LEP area the employments furloughed, eligible employments and take-up rate on the 31st March 2021:

	Female			Male			Total		
	Female eligible employments	Female employments furloughed	Female take up-rate	Male eligible employments	Male employments furloughed	Male take up-rate	Total eligible employments	Total employments furloughed	Total take up-rate
Aldridge-Brownhills	16,900	2,500	14.6%	16,300	2,100	12.9%	33,200	4,600	13.8%
Dudley North	17,600	2,200	12.3%	17,400	2,200	12.9%	35,100	4,400	12.6%
Dudley South	17,100	2,400	14.0%	17,000	2,300	13.6%	34,100	4,700	13.8%
Halesowen and Rowley Regis	19,200	2,600	13.6%	18,900	2,600	13.6%	38,000	5,200	13.6%
Stourbridge	18,800	2,700	14.4%	18,700	2,500	13.6%	37,600	5,300	14.0%
Walsall North	19,600	2,700	13.9%	19,800	2,600	13.4%	39,400	5,400	13.6%
Walsall South	19,400	2,800	14.3%	21,100	3,000	14.1%	40,500	5,700	14.2%
Warley	20,200	2,900	14.5%	21,000	3,200	15.1%	41,200	6,100	14.8%
West Bromwich East	19,100	2,600	13.5%	19,200	2,600	13.8%	38,300	5,200	13.6%
West Bromwich West	19,900	2,600	13.1%	20,300	2,600	12.6%	40,200	5,200	12.9%
Wolverhampton North East	19,900	2,400	11.9%	18,900	2,200	11.6%	38,900	4,600	11.7%
Wolverhampton South East	19,200	2,400	12.6%	19,800	2,500	12.8%	38,900	4,900	12.7%
Wolverhampton South West	18,300	2,200	12.2%	18,500	2,300	12.2%	36,800	4,500	12.2%
Black Country LEP	245,300	33,100	13.5%	246,900	32,800	13.3%	492,200	65,700	13.3%
United Kingdom	14,734,000	2,124,500	14.4%	14,534,100	1,945,600	13.4%	29,268,000	4,193,900	14.3%

Employments Furloughed by Broad Sector – Black Country LEP Overall

- Across the Black Country LEP area, as of the 31st March 2021, the sector with the highest number of employments furloughed was wholesale and retail repair of motor vehicles at 15,990. This was followed by accommodation and food services at 12,780 and then manufacturing at 8,090 employments furloughed.
- In the Black Country LEP area, agriculture, mining, energy, water and waste had the lowest employments furloughed on the 31st March 2021 at 490, this was followed by public administration and defence; social security, households, unknown and other at 730.
- There was a decrease of employments furloughed across all sectors between 28th February 2021 and 31st March 2021, the highest decrease was in wholesale and retail repair of motor vehicles sector at a reduction of 1,900 down to Public administration and defence; social security, Households & Other reducing by 40.



The following table shows the total employments furloughed by broad sector for the Black Country LEP as of 28th February 2021 and 31st March 2021:

	Furloughed Employments at 28th February 2021	Furloughed Employments at 31st March 2021	Change
Agriculture, forestry and fishing, Mining and quarrying, Energy production and supply & Water supply, sewerage and waste	560	490	-70
Manufacturing	8,960	8,090	-870
Construction	3,670	3,150	-520
Wholesale and retail; repair of motor vehicles	17,890	15,990	-1,900
Transportation and storage	3,190	2,860	-330
Accommodation and food services	13,350	12,780	-570
Information and communication, Financial and insurance & Real estate	2,260	2,110	-150
Professional and scientific and technical	3,450	2,910	-540
Administrative and support services	5,520	4,810	-710
Education	2,620	1,970	-650
Health and social work	2,960	2,440	-520
Arts, entertainment and recreation	4,180	4,110	-70
Other service activities	3,670	3,290	-380
Public administration and defence; social security, Households & Other	770	730	-40
Total	73,000	65,700	-7,300