

Black Country Claimant Count - Released May 2022

In Summary:

- The Black Country had 47,335 claimants in April 2022, a decrease of 750 claimants (+1.6%) since March 2022; the UK decreased by 3.7% over this period. Compared to April 2021, Black Country claimants decreased by 18,495 (-28.1%); the UK decreased by 37.1% over this period. The Black Country has 9,060 more claimants since March 2020. This is an increase for the Black Country by 23.7%, while the UK increased by 30.4%.
 Overall, for the Black Country the number of claimants as a percentage of residents aged 16 years and over was 5.0% compared to 3.0% for the UK in April 2022.
- In April 2022, there were 8,175 youth (aged 16-24) claimants in the Black Country, a decrease of 185 (-2.2%), while for the UK there was a decrease of 4.7% since March 2022. When compared to April 2021, the number of youth claimants decreased by 5,255 (-39.1%) in the Black Country, while UK-wide decreased by 47.7%. The Black Country had 425 more youth claimants when compared to March 2020. This is an increase of 5.5%, while the UK increased by 8.2%.
- Notably, when compared to pre-Coronavirus levels (March 2020), Dudley had 25 less youth claimants (-1.4%) and Walsall was only 10 youth claimants above.
 Overall, for the Black Country the number of claimants as percentage of residents aged 16 – 24 years old was 6.7% compared to 3.7% for the UK in April 2022.

In Full:

Claimant count for people aged 16 years and over¹

- The Black Country had 47,335 claimants in April 2022, a decrease of 750 claimants (+1.6%) since March 2022; the UK decreased by 3.7% over this period. Compared to April 2021, Black Country claimants decreased by 18,495 (-28.1%); the UK decreased by 37.1% over this period. The Black Country has 9,060 more claimants since March 2020. This is an increase for the Black Country by 23.7%, while the UK increased by 30.4%.
- Dudley had 10,045 claimants aged 16 years and over in April 2022, a decrease of 90 (-0.9%) claimants from the previous month. Compared to April 2021, claimants in Dudley decreased by 3,965 (-28.3%). When compared to March 2020, the number of claimants has increased by 1,530 (+18.0%).
- Sandwell had 14,215 claimants aged 16 years and over in April 2022, a decrease of 200 (-1.4%) claimants from the previous month. Compared to April 2021, claimants in Sandwell decreased by 5,415 (-27.6%). When compared to March 2020, the number of claimants has increased by 3,435 (+31.9%).
- Walsall had 10,405 claimants aged 16 years and over in April 2022, a decrease of 310 (-2.9%) claimants from the previous month. Compared to April 2021, claimants in Walsall decreased by 4,630 (-30.8%). When compared to March 2020, the number of claimants has increased by 1,800 (+20.9%).
- Wolverhampton had 12,675 claimants aged 16 years and over in April 2022, a decrease of 150 (-1.2%) claimants from the previous month. Compared to April 2021, claimants in Wolverhampton

¹ Source: ONS based off Department of Work and Pensions, Claimant Count, May 2022. Please note, the previous month figures have been revised.



decreased by 4,480 (-26.1%). When compared to March 2020, the number of claimants has increased by 2,295 (+22.1%).

The following table shows across the Black Country and for the UK the number of claimants for a selection of months and also the change when compared to April 2022:

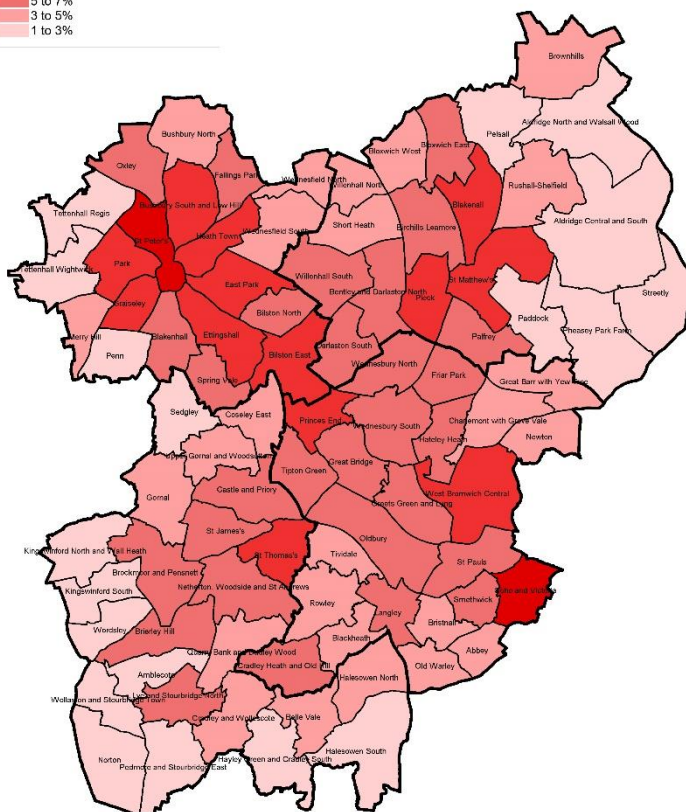
	March 2020	April 2021	March 2022	April 2022	% change Since March 20	% change 1 year	% change 1 month
Dudley	8,515	14,010	10,135	10,045	18.0%	-28.3%	-0.9%
Sandwell	10,780	19,630	14,415	14,215	31.9%	-27.6%	-1.4%
Walsall	8,605	15,035	10,715	10,405	20.9%	-30.8%	-2.9%
Wolverhampton	10,380	17,155	12,825	12,675	22.1%	-26.1%	-1.2%
Black Country	38,275	65,830	48,085	47,335	23.7%	-28.1%	-1.6%
United Kingdom	1,268,620	2,629,480	1,717,660	1,654,230	30.4%	-37.1%	-3.7%

- Overall, for the Black Country the number of claimants as a percentage of residents aged 16 years and over was 5.0% compared to 3.0% for the UK in April 2022. The number of claimants as a percentage of residents aged 16 years and over varies across the four local authorities with Wolverhampton at 6.1%, Sandwell at 5.6%, Walsall at 4.6% and Dudley at 3.9%.

Ward Analysis

The map to the right shows at a ward level in the Black Country, claimants as a percentage of residents aged 16 years and over in April 2022.

CLAIMANTS



- Out of the 88 wards within the Black Country, 69 were above the UK overall proportion of 3.0% for the number of claimants as a percentage of residents aged 16 years and over in April 2022.
- The wards with the highest number of claimants as a percentage of residents aged 16 years and over in April 2022 were St Peter's (Wolverhampton) at 10.3%, Soho and Victoria (Sandwell) at 9.7%, Bushbury South and Low Hill (Wolverhampton) and Ettingshall (Wolverhampton) both at 8.3%. In contrast, the lowest number of claimants as a percentage of residents aged 16 years and over in April 2022 were in Streety (Walsall) at 1.1%, Halesowen South (Dudley) at 1.6% and Kingswinford North and Wall Heath (Dudley) at 1.7%.

Youth Claimants (Aged 16-24):

- In April 2022, there were 8,175 youth (aged 16-24) claimants in the Black Country, a decrease of 185 (-2.2%), while for the UK there was a decrease of 4.7% since March 2022. When compared to April 2021, the number of youth claimants decreased by 5,255 (-39.1%) in the Black Country, while UK-wide decreased by 47.7%. The Black Country had 425 more youth claimants when compared to March 2020. This is an increase of 5.5%, while the UK increased by 8.2%.
- Dudley had 1,730 youth claimants in April 2022, a decrease of 60 (-3.4%) youth claimants since March 2022. When compared to March 2021, the number of youth claimants decreased by 1,250 (-41.9%). When compared to pre-Coronavirus levels (March 2020), Dudley had 25 less claimants (-1.4%).
- Sandwell had 2,460 youth claimants in April 2022, this is a decrease of 15 claimants (-0.6%) since March 2022. When compared to April 2021, the number of youth claimants decreased by 1,510 (-38.0%). When compared to March 2020, the number of youth claimants has increased by 330 (+15.5%).
- Walsall had 1,950 youth claimants in April 2022, a decrease of 85 (-4.2%) claimants since March 2022. When compared to April 2021, the number of youth claimants decreased by 1,300 (-40.0%). When compared to March 2020, the number of youth claimants has only increased by 10 (+0.5%).
- Wolverhampton had 2,035 youth claimants in April 2022, this is a decrease of 25 (-1.2%) claimants since March 2022. When compared to April 2021, the number of youth claimants decreased by 1,200 (-37.1%). When compared to March 2020, the number of youth claimants has increased by 110 (+5.7%).

The following table shows across the Black Country and for the UK the number of claimants aged 16-24 years old for a selection of months and also the change when compared to April 2022:

	March 2020	April 2021	March 2022	April 2022	% change Since March 20	% change 1 year	% change 1 month
Dudley	1,755	2,980	1,790	1,730	-1.4%	-41.9%	-3.4%
Sandwell	2,130	3,970	2,475	2,460	15.5%	-38.0%	-0.6%
Walsall	1,940	3,250	2,035	1,950	0.5%	-40.0%	-4.2%
Wolverhampton	1,925	3,235	2,060	2,035	5.7%	-37.1%	-1.2%
Black Country	7,750	13,430	8,360	8,175	5.5%	-39.1%	-2.2%
United Kingdom	241,760	500,170	274,500	261,645	8.2%	-47.7%	-4.7%

- Overall, for the Black Country the number of claimants as percentage of residents aged 16 – 24 years old was 6.7% compared to 3.7% for the UK in April 2022. The number of youth claimants as a percentage of residents aged 16 to 24 years old varies across the four local authorities with Wolverhampton at 7.6%, Sandwell at 7.1%, Walsall at 6.5% and Dudley at 5.6%.

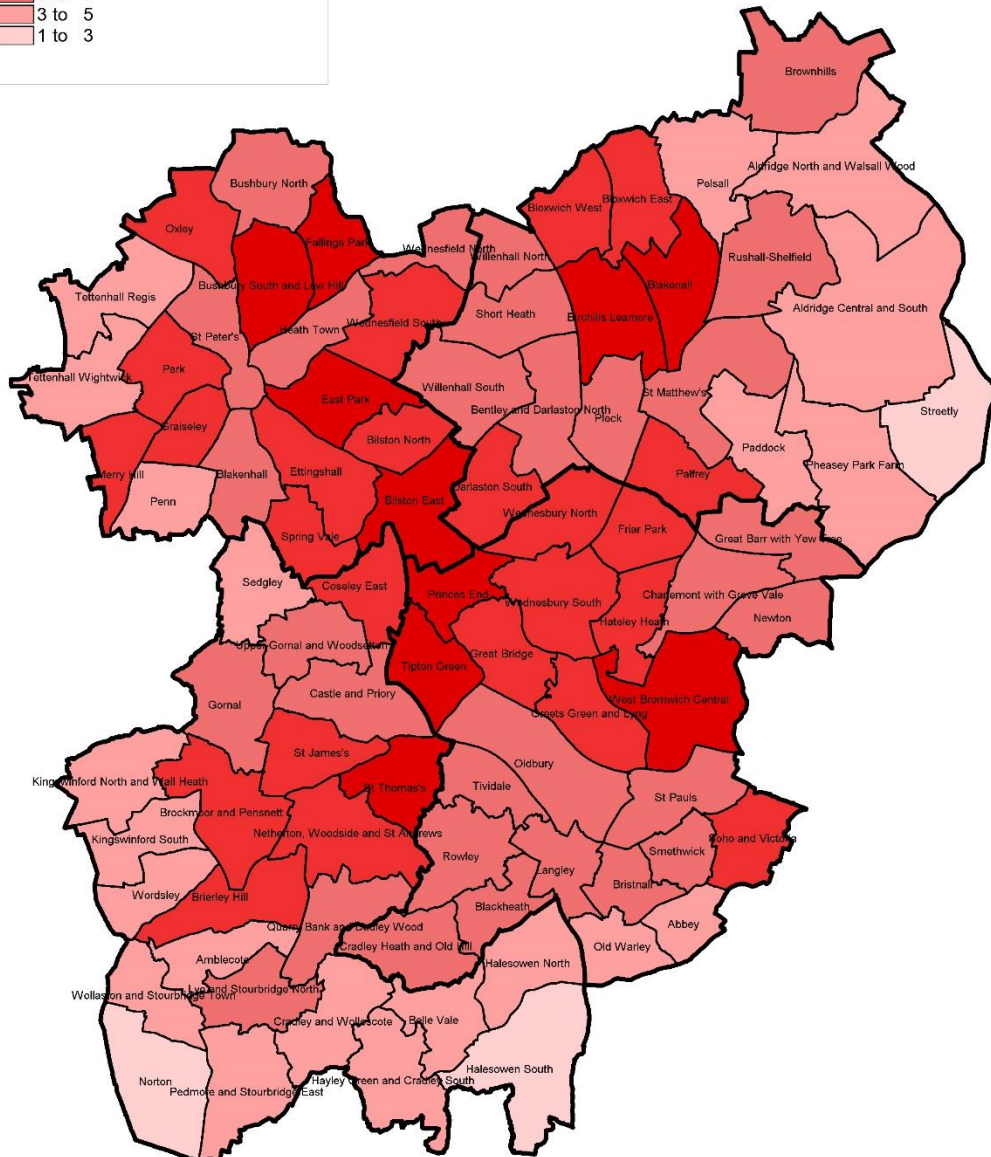
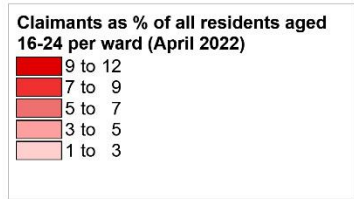
Ward Analysis

- Out of the 88 wards within the Black Country, 80 were above the UK-wide rate of 3.7% for the number of claimants as a percentage of residents aged 16 – 24 years old in April 2022.



The following map shows at a ward level in the Black Country, claimants as a percentage of residents aged 16-24 years old in April 2022:

YOUTH CLAIMANTS



© Crown Copyright and database right [2022]. Ordnance Survey [100046698]
You are not permitted to copy, sub-license, distribute or sell any of this data to third parties in any form

- The wards that had the highest number of youth claimants as a percentage of residents aged 16 – 24 years old in April 2022 was East Park (Wolverhampton) at 11.2%, Bushbury South and Low Hill (Wolverhampton) at 10.7% and Tipton Green (Sandwell) at 10.2%. In contrast, the lowest number of claimants as a percentage of residents aged 16 years and over in April 2022 were in Streetly (Walsall) at 1.8%, Halesowen South (Dudley) at 2.4% and Norton (Dudley) at 2.9%.