



## Black Country Claimant Count: January 2022 - Released February 2022

### In Summary:

- The Black Country had 49,650 claimants in January 2022, an increase of 100 claimants (0.2%) since December 2021; the UK decreased by 0.2% over this period. Compared to January 2021, Black Country claimants decreased by 15,040 (-23.2%); the UK decreased by 29.2% over this period. The Black Country has 11,375 more claimants since March 2020. This is an increase for the Black Country by 29.7%, while the UK increased by 42.9%.
- Overall, for the Black Country the number of claimants as a percentage of residents aged 16 years and over was 5.2% compared to 3.3% for the UK in January 2022.
- In January 2022, there were 8,660 youth claimants in the Black Country, a decrease of 135 (-1.5%) since December 2021, while for the UK there was a decrease of 2.3%. When compared to January 2021, the number of youth claimants decreased by 4,565 (-34.5%) in the Black Country, while UK-wide decreased by 41.9%. The Black Country had 910 more youth claimants when compared to March 2020. This is an increase of 11.7%, while the UK increased by 18.7%.
- Overall, for the Black Country the number of claimants as a percentage of residents aged 16-24 years and over was 7.1% compared to 4.1% for the UK in January 2022.

### In Full:

#### Claimant count for people aged 16 years and over<sup>1</sup>

- The Black Country had 49,650 claimants in January 2022, an increase of 100 claimants (+0.2%) since December 2021; the UK decreased by 0.2% over this period. Compared to January 2021, Black Country claimants decreased by 15,040 (-23.2%); the UK decreased by 29.2% over this period. The Black Country has 11,375 more claimants since March 2020. This is an increase for the Black Country by 29.7%, while the UK increased by 42.9%.
- Dudley had 10,530 claimants aged 16 years and over in January 2022, an increase of 80 (0.8%) claimants from the previous month. Compared to January 2021, claimants in Dudley decreased by 3,535 (-25.1%). When compared to March 2020, the number of claimants has increased by 2,015 (+23.7%).
- Sandwell had 14,880 claimants aged 16 years and over in January 2022, an increase of 50 (+0.3%) claimants from the previous month. Compared to January 2021, claimants in Sandwell decreased by 4,370 (-22.7%). When compared to March 2020, the number of claimants has increased by 4,100 (+38.0%).
- Walsall had 11,165 claimants aged 16 years and over in January 2022, an increase of 5 (+0.04%) claimants from the previous month. Compared to January 2021, claimants in Walsall decreased by 3,500 (-23.9%). When compared to March 2020, the number of claimants has increased by 2,560 (+29.8%).
- Wolverhampton had 13,075 claimants aged 16 years and over in January 2022, a decrease of 40 (-0.3%) claimants from the previous month. Compared to January in 2021, claimants in Wolverhampton decreased by 3,635 (-21.8%). When compared to March 2020, the number of claimants has increased by 2,695 (+26.0%).

<sup>1</sup> Source: ONS based off Department of Work and Pensions, Claimant Count, February 2022. Please note, December 2021 figures have been revised.



The following table shows across the Black Country and for the UK for selected months the number of claimants and change for selected months:

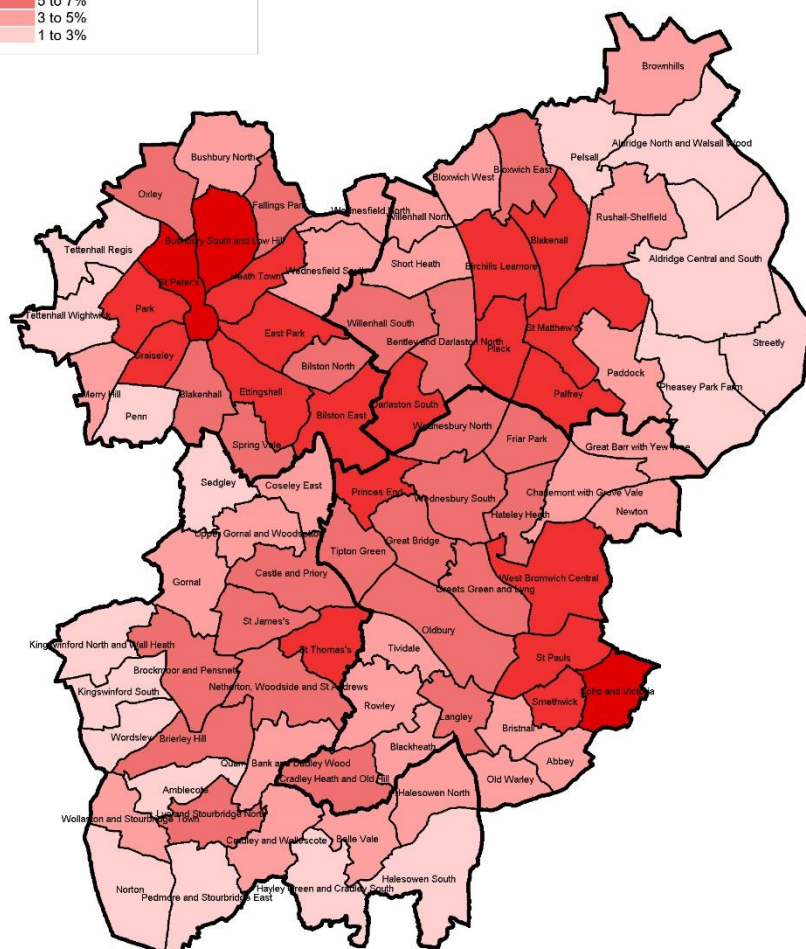

	Mar-20	Jan-21	Dec-21	Jan-22	% Change (Jan 22 - Mar 20)	% Change (Jan 22 - Jan 21)	% Change (Jan 22 - Dec 21)
Dudley	8,515	14,065	10,450	10,530	23.7%	-25.1%	0.8%
Sandwell	10,780	19,250	14,830	14,880	38.0%	-22.7%	0.3%
Walsall	8,605	14,665	11,160	11,165	29.8%	-23.9%	0.04%
Wolverhampton	10,380	16,710	13,115	13,075	26.0%	-21.8%	-0.3%
<b>Black Country LEP</b>	<b>38,280</b>	<b>64,690</b>	<b>49,555</b>	<b>49,650</b>	<b>29.7%</b>	<b>-23.2%</b>	<b>0.2%</b>
United Kingdom	1,268,620	2,558,550	1,815,325	1,812,535	42.9%	-29.2%	-0.2%

- Overall, for the Black Country the number of claimants as a percentage of residents aged 16 years and over was 5.2% compared to 3.3% for UK in January 2022. The number of claimants as a percentage of residents aged 16 years and over varies across the four local authorities with Wolverhampton at 6.3%, Sandwell at 5.9%, Walsall at 5.0% and Dudley at 4.0%.

### Ward Analysis

The map to the right shows at a ward level in the Black Country, claimants as a percentage of residents aged 16 years and over in January 2022.

### CLAIMANTS



- Out of the 88 wards within the Black Country, 69 were above the UK overall proportion of 3.3% for the number of claimants as a percentage of residents aged 16 years and over in January 2022.
- The wards with the highest number of claimants as a percentage of residents aged 16 years and over in January 2022 were St Peter's (Wolverhampton) at 10.5%, Soho and Victoria (Sandwell) at 9.8% and Bushbury South and Low Hill (Wolverhampton) at 9.1%.



**Youth Claimants (Aged 16-24):**

- In January 2022, there were 8,660 youth claimants in the Black Country, a decrease of 135 (-1.5%) since December 2021, while for the UK there was a decrease of 2.3%. When compared to January 2021, the number of youth claimants decreased by 4,565 (-34.5%) in the Black Country, while UK-wide decreased by 41.9%. The Black Country had 910 more youth claimants when compared to March 2020. This is an increase of 11.7%, while the UK increased by 18.7%.
- Dudley had 1,855 youth claimants in January 2022, a decrease of 20 (-1.1%) claimants since December 2021. When compared to January 2021, the number of youth claimants decreased by 1,145 (-38.2%). When compared to March 2020, the number of youth claimants has increased by 100 (+5.7%).
- Sandwell had 2,565 youth claimants in January 2022, this is a decrease of 30 claimants (-1.2%) since December 2021. When compared to January 2021, the number of youth claimants decreased by 1,350 (-34.5%). When compared to March 2020, the number of youth claimants has increased by 435 (+20.4%).
- Walsall had 2,160 youth claimants in January 2022, an increase of 20 (+0.9%) claimants since December 2021. When compared to January 2021, the number of youth claimants decreased by 965 (-30.9%). When compared to March 2020, the number of youth claimants has increased by 220 (+11.3%).
- Wolverhampton had 2,080 youth claimants in January 2022, this is a decrease of 105 (-4.8%) claimants since December 2021. When compared to January 2021, the number of youth claimants decreased by 1,005 (-34.7%). When compared to March 2020, the number of youth claimants has increased by 155 (+8.1%).

The following table shows across the Black Country and for the UK for selected months the number of youth claimants and change for selected months:

	Mar-20	Jan-21	Dec-21	Jan-22	% Change (Jan 22 - Mar 20)	% Change (Jan 22 - Jan 21)	% Change (Jan 22 - Dec 21)
Dudley	1,755	3,000	1,875	1,855	5.7%	-38.2%	-1.1%
Sandwell	2,130	3,915	2,595	2,565	20.4%	-34.5%	-1.2%
Walsall	1,940	3,125	2,140	2,160	11.3%	-30.9%	0.9%
Wolverhampton	1,925	3,185	2,185	2,080	8.1%	-34.7%	-4.8%
<b>Black Country LEP</b>	<b>7,750</b>	<b>13,225</b>	<b>8,795</b>	<b>8,660</b>	<b>11.7%</b>	<b>-34.5%</b>	<b>-1.5%</b>
United Kingdom	241,760	493,825	293,615	286,915	18.7%	-41.9%	-2.3%

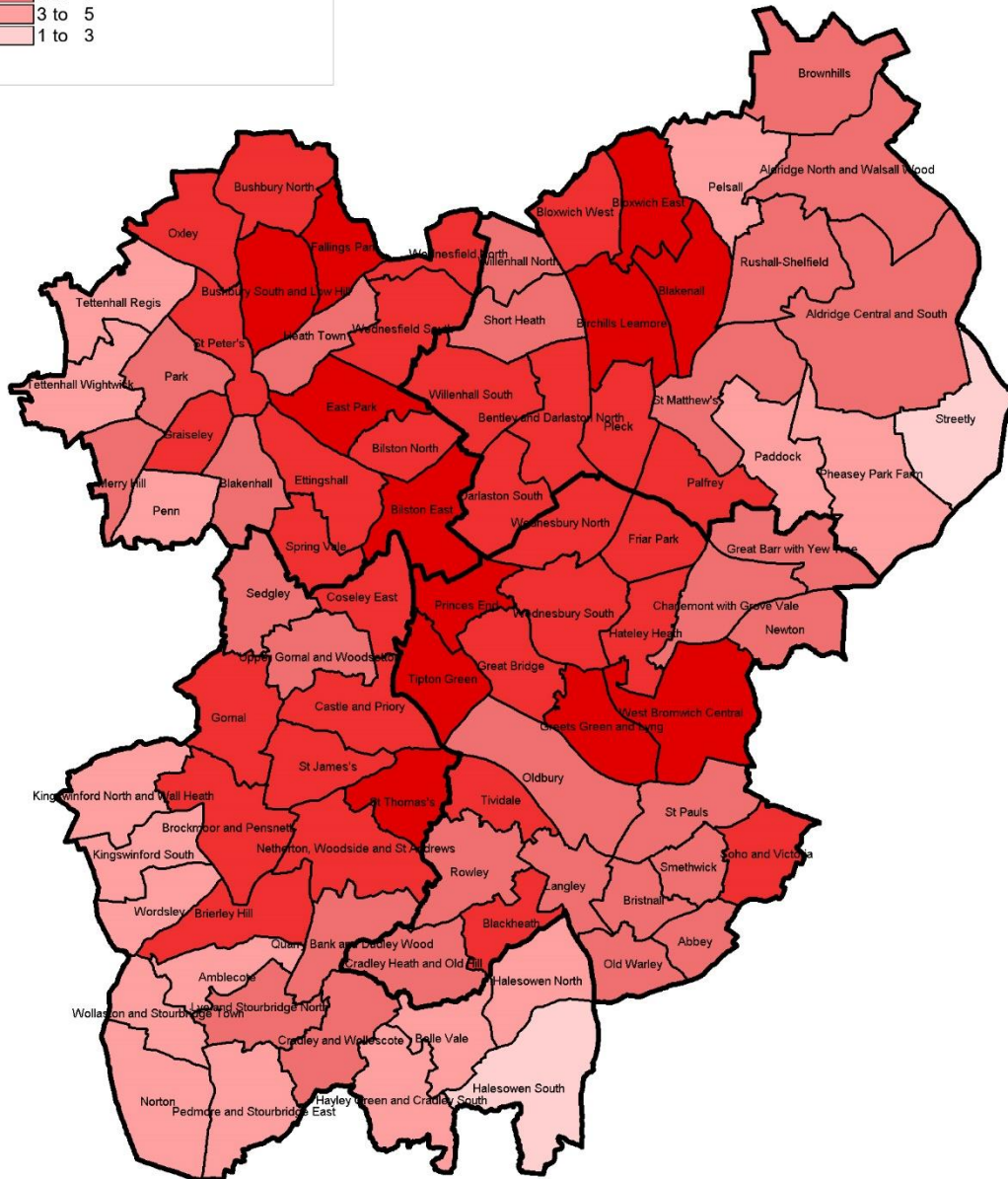
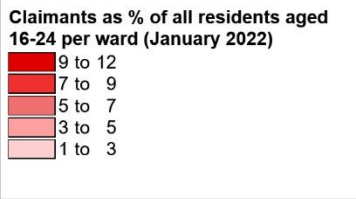
- Overall, for the Black Country the number of claimants as percentage of residents aged 16 – 24 years old is 7.1% compared to 4.1% for the UK in January 2022. The number of youth claimants as a percentage of residents aged 16 to 24 years old varies across the four local authorities with Wolverhampton at 7.8%, Sandwell at 7.4%, Walsall at 7.2% and Dudley at 6.0%.

**Ward Analysis**

- Out of the 88 wards within the Black Country, 78 were at or above the UK-wide rate of 4.1% for the number of claimants as a percentage of residents aged 16 – 24 years old in January 2022.

The following map shows at a ward level in the Black Country, claimants as a percentage of residents aged 16-24 years old in January 2022:

### YOUTH CLAIMANTS



© Crown Copyright and database right [2022]. Ordnance Survey [100046698]  
You are not permitted to copy, sub-license, distribute or sell any of this data to third parties in any form

- The wards that had the highest number of youth claimants as a percentage of residents aged 16 – 24 years old in January 2022 was Bushbury South and Low Hill (Wolverhampton) at 11.5%, Blakenall (Walsall) at 11.3%, East Park (Wolverhampton) and Birchills Leamore both at 11.2%.